

# The Bayou Skew

The Bayou Woodturners' Newsletter

September 2000

Volume 02

Issue 09



## CONTENTS:

- Page 1... From the Headstock
- Page 2... Meeting Minutes
- Page 3... Turning Tips
- Page 4... Map/Directions
- Page 5... On the Web
- Page 5... In the Journals
- Page 6... Workshop Profile
- Page 7... Around the Clubs
- Page 8... Photos from Aug Mtg



**Bayou Woodturners**  
**P.O. Box 231293**  
**New Orleans, Louisiana**  
**70123**

Steve Rome - President  
Keith Welsh - Vice President  
Tom Dunne - Treasurer  
Dennis Wall - Secretary  
Jerry Markowitz - Photographer

## From the Headstock

September is almost here and that means the weather is cooling down and the activity is heating up. This month brings us to the pinnacle of our woodworking season. The Woodworking Show will be here in a few weeks at the Pontchartrain Center and we are planning to be there in full force. We will deploy our booth display once again and will be bringing our club lathe and accessories. That means we need your help to set up and man the booth and to contribute your turning pieces for display. Last year's show was a real shot in the arm for our club and I expect that this year will be no different. Come join us and share in the camaraderie and pass a good time with your woodturning buddies. Bring your woodturning tools and do your tour of duty behind a lathe for a while. We can also use volunteers to meet and greet the curious and tell them what we are all about. Our success depends on your participation. I ask you to bring your pieces for the display to the meeting the week before the show if you can. If not, the Friday morning of the show between 8 AM and noon will be our set up time. The Woodworking Show is a great place to see the new innovations on the market and upgrade your shop and get that new tool that you need, so don't miss it!

I haven't heard officially yet, but I am still hoping that the profile article on the Bayou Woodturners is still coming out in the upcoming issue of Woodshop News. If it does, it would be great to have those copies on hand in time for the show. We'll see what happens.

**Next Meeting**  
**10:00AM**  
**Sept 9, 2000**  
**F.H. Meyers**  
**Construction**

**520 Commerce**  
**Point, Harahan,**  
**LA 70123**

**Directions & Map**  
**on Page 4**

On the Internet at: [www.woodturners.com](http://www.woodturners.com)

## From The Headstock continued from page 1

This month's workshop profile features Keith Welsh's shop. Keith has some good ideas for making your space a little more efficient and comfortable. Check it out. I invite all of you to do a little write-up of your own workspace for an upcoming issue. Who knows there may be a good idea or two that may prove helpful to you in your own shop?

Special thanks to Charlie and Cindy Kragle for hosting our meeting last month in Laplace. Charlie's large covered breezeway provided us with a very comfortable meeting place despite the August heat. Those high ceilings sure do help. We are looking for demonstrators to finish out our last few meetings of the year. So, step up to the lathe and show us your stuff. Other possible demonstration ideas such as tool maintenance, finishing, design, and woodworking jigs are just a few other possibilities if you would like to demonstrate, but are not comfortable with the lathe.

Jerry and Lila Markowitz have invited the members of the club and their families over for some BBQ on Saturday. They live really close to the Pontchartrain Center, so take a break from the show and checkout Jerry's new Nova lathe that he recently purchased in Charlotte. We can give you directions to their place when we see you on Saturday.

Come join us and hope to see you there!

Steve Rome

President, Bayou Woodturners

## Monthly Minutes

The meeting got started at 10:10 -- a record early start for us. Before we started official business we extended great thanks to Charlie and Cindy Kragle for hosting, and even feeding all us hungry woodturners. The spread was delicious!

President Steve pointed out that we have plenty of club patches, hats and t-shirts for sale. See Steve if you're interested.

The woodworking show is definitely coming to town (September 15 though 17) and we are definitely going to be in it. We will again have a double booth for exhibits and demonstrations. We are going to need volunteers again to help set things up, man the booth, and do demonstrations. If you want to be a demonstrator for the club and didn't sign up at the meeting, please contact Steve as soon as possible because he must fax the names of all the demonstrators to the show organizers to get free admission and to the show. The following are the members who signed up as help:

Klemetsen, Reidar,	Kragle, Charlie
Ball, Dillard	Dennis Wall
Larry Zarra	Eddie Castelin
Sarah Lingle	Don Mercante
Lyle Terrell	Ken Lacassin
Keith Welsh	and others

We are also going to need pieces to display. We will again have brochures to pass out, the printing cost of which will be borne out of the club treasury. Ed Castelein suggested we also have business cards printed up. Keith has agreed to get Eddie a copy of the brochure to make copies for the show. He will try to do cards also.

**WOOWORKING SHOW NOTICE:** A majority of the members present members voted that anyone doing a demo at the show for the club must be a member of AAW, because of the liability insurance AAW affords its members. This insurance will protect the members and officers of the club from being sued incase a spectator got injured.

**Last business meeting we brought up the idea that all members of Bayou woodturners must also be a member of the national organization, the American Association of Woodturners. This time we started making it official.**

Meeting Minutes continued on page 3

## Meeting Minutes continued from page 2

Ed Castelin . moved and Keith seconded that we amend the club By-laws to add this membership requirement. We'll officially vote on this in a couple of months after notice of the change has been published in the newsletter. Consider yourself officially notified of the upcoming change.

The new Talon chuck for our club lathe has arrived. Ed Castelein has suggested we also get the Cole jaws for reverse chucking. We already have inserts so that the chuck can be used on other lathes, with different spindle sizes. The club members agreed.

Riverside Lumber has said they will be willing to host one of our meetings, if we are willing to hold it at 12:00, after they close, so that it won't interfere with their business.

Steve has suggested the "Bayou Bowl" as an event for the show. The idea is to start with a large blank of green wood, which each member taking a turn shaping it into a bowl. For this event, we need to find a large lathe (at least a 16-inch swing) that we can use for the show. Anyone, who has access to a 16" lathe, please contact Steve.

I know it seems early, but the year will soon turn before you know it, and it will be time for club elections once again. This time we're going to do it right, with an official nominating committee. So far that committee consists of Steve, Ed, and yours truly, with Don Mercante as an alternate. Anyone interested in joining the nominating committee, nominates someone for an office, or would like to run for an office please contact Eddie Castelin or Keith welsh.

Keith passed out some info about the upcoming Texas Turn or Two in October. He is thinking of getting a group to drive to the event, a trip of 10-12 hours. If you have an interest in (and the endurance for ) the trip, contact Keith. **Meeting Minutes continued on page 8**

### Treasurer's Report

By Tom Dume


Balance as of July 1, 2000

Revenue

Expenses


Balance as of Aug 1, 2000

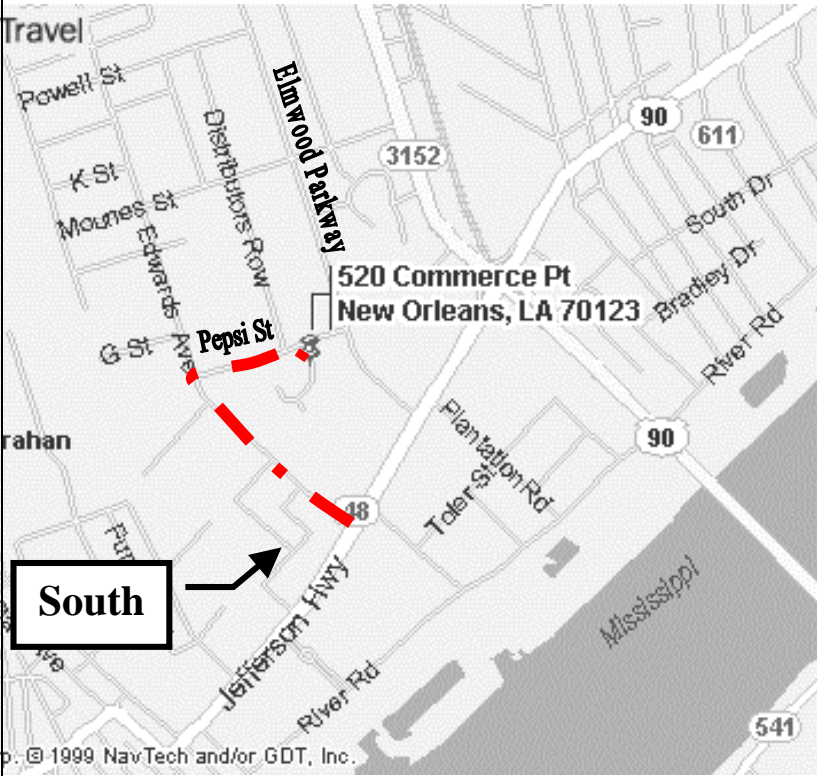
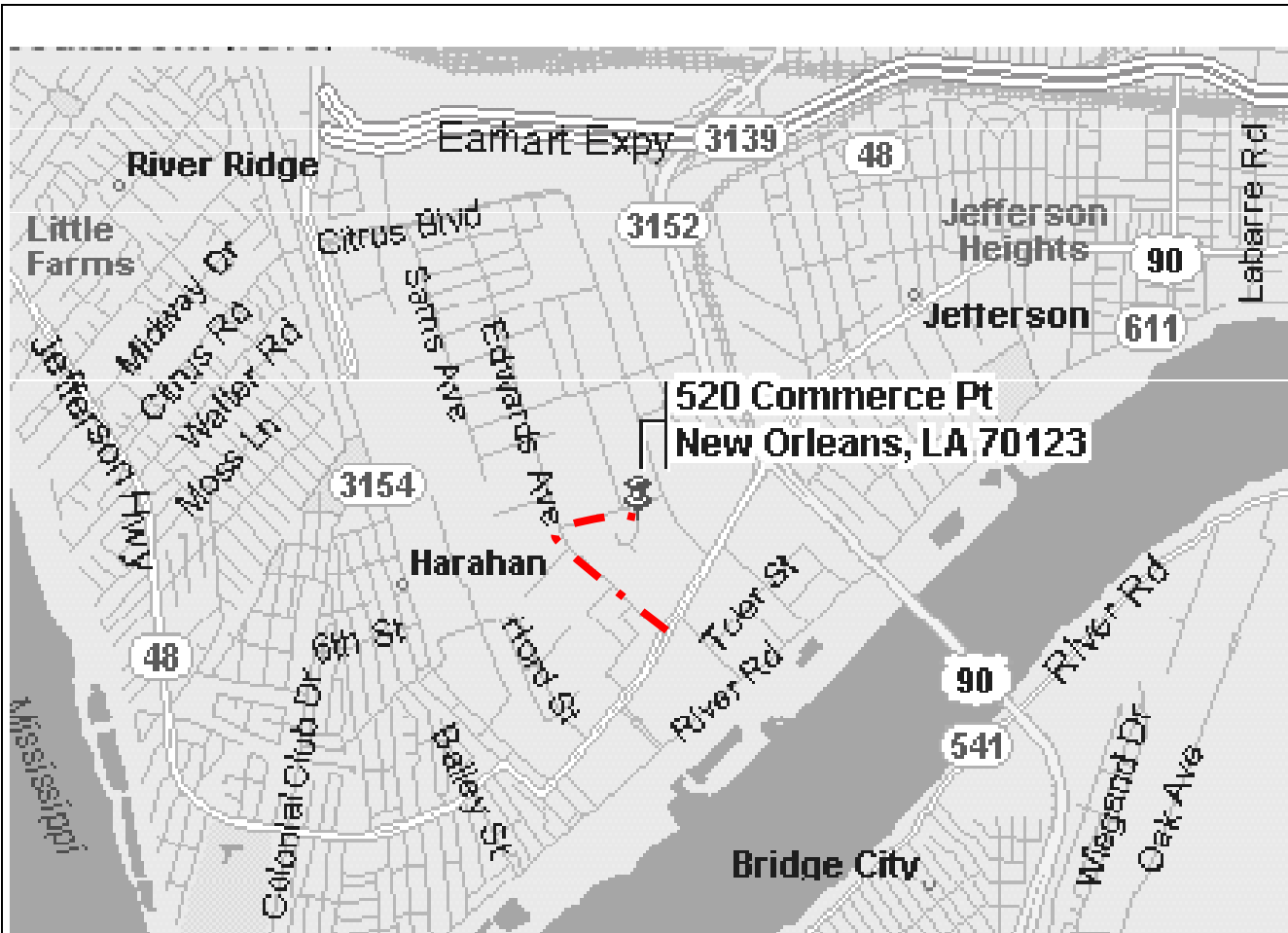
Report to be  
presented at Sept  
Mtg



## Turning TIPS

When an unfinished spindle turning has to be removed from the lathe it is important that it be replaced with the spurs of the spur center in the same position previously occupied to guarantee concentricity. To achieve this, grind off one half of one of the four spurs of the spur center, this modification will then allow the spur center to only be replaced in the original position.





Directions to Meeting

F.H. Meyers Construction Corp  
 520 Commerce point,  
 Harahan, La., 70123

**Take Jefferson Hwy to Edwards Ave. Turn right onto Pepsi St. The yard entrance is on Commerce Point. The most recognizable address is 5500 Pepsi Street. Pepsi runs between Elmwood Parkway and Edwards Ave. We will have a 3000 square foot warehouse space.**

**Note: This location is only a short**




## Turning A Perfect Sphere


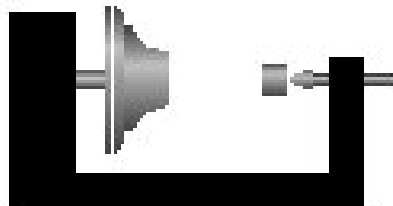
This month's profiled web site – [www.geocities.com/TheTropics/2000/rob/woodensphere/](http://www.geocities.com/TheTropics/2000/rob/woodensphere/) gives a detailed description through words and pictures on how to make a perfect sphere. The technique involves the use of a brace and pad to hold the sphere for the final cutting. This




technique gives you precise diameter spheres, allows you to cut multiple spheres at the same time on the same piece of stock, the sphere is turned on only two axis, and you



reposition the piece only once. The author can make a sphere, once the brace and pad are made, in about 15 minutes. The sphere in the demonstration is made of Cedar and is 3.25" in diameter. A piece of wood 7" in length was used and turned into a cylinder. Paring down the ends of the cylinder to a thickness of 1" diameter on both ends, leaving an unturned cylinder exactly 3.25" in length, is the first step. Next a pattern is made to guide the shaping of the sphere. The cylinder is then turned to a sphere using the template. The 1" dowels on either end of the sphere are parted off at 1/4" from the sphere. Next the Brace and pad are made. The



sphere is mounted between the brace and pad and carefully finished to shape.



Images and text used with permission of the web site author.



In this column we will provide an index to the latest articles and tips found in the various wood working magazines that relate to turning. References marked with an asterisk are available from the Bayou Woodturners Library (see Denis Wall to check out)

*The sweet Smell of Success – Turned Western Australian Banksia nut makes a perfect Pot Pourri container* AustW Mar/Apr '00

*The Goblet Drill – Making hundred of goblets was a challenge that produced a very crafty solution* AustW Mar/Apr '00

*\*What Finish for Turned Vessels?(Shop Tips)* Wood Apr '00 V123 pp16

*\*Rolling Pin* AW Apr '00 V79 pp24-34

*\*Turning on to Sculpture* AWt Spring V15 No1 pp12-15

*\*Eye-Popping Designs* AWt Spring V15 No1 pp22-25

*Safety Balanced: Increased Safety And Speed For Roughing Out* MW Mar '00 *My Two Days as A Production Turner* MW Apr '00

AustW Australian Woodworker  
 Wood Wood Magazine  
 AWt American Woodturner  
 MW More Woodturning

## WorkShopProfile by Keith Welsh



As most of you know, I bought Tom Dunne's old Oneway lathe. This purchase inspired me to close in and air-condition a corner of my garage for turning. I constructed a wall that closed in an 8' by 8' area on three sides and installed a small window unit. So I have a constructed wall, an outside wall opposite of the constructed wall, an adjacent wall, and a heavy canvas curtain that closes in the fourth side to hold in the cool air. Because the AC is so small, I also insulated the ceiling.

On the constructed wall, I have 8 feet of pegboard on the upper portion where I have calipers, center finder, rules, dividers, pliers, scissors, helmet, hammer, mallets, spanner wrenches, gauges, knockout bar, and other "stuff". A workbench covers the lower part of the wall. The bench has several plastic bins and homemade holders that house chuck accessories, pencils, screws, screw chuck, various screwdrivers and other odds and ends.



On the upper part of the outside wall, opposite of the constructed wall, I have a chisel rack and shelf. The shelf has places for two lamps, a Oneway live

center holder, chuck accessories, and for a Oneway chuck and Nova chuck. The lathe sits 16" from the outside wall with a metal closet shelf between the lathe and the wall. This shelf allow me to put things

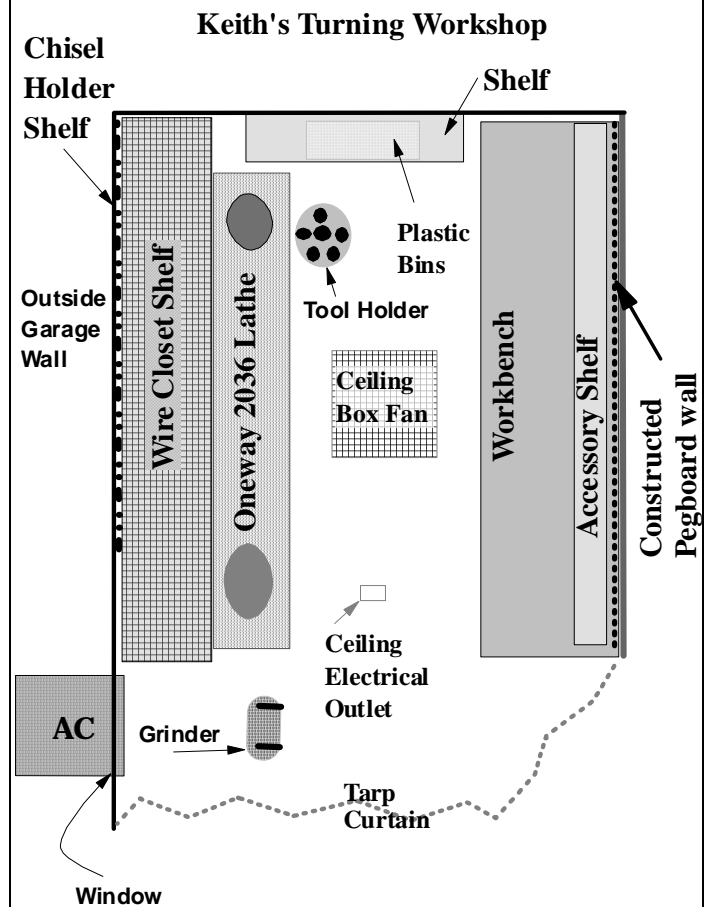
down while turning and not lose them on the bench under shavings or fall off the lathe bed onto the floor.

On the upper portion of the adjacent wall, I have adjustable shelves that hold rags, finishes, solvents, and mistakes of the past. I keep my mistakes hoping that I will not repeat them. On the lower portion of the adjacent wall, I have more plastic bins where I keep different grits of sandpaper sanding disks.

On the insulated ceiling, I have an electrical outlet where I plug in a fan and a retractable cord that both hang from ceiling. Some of the things I plan to add are an icebox, stove, and toilet. I'll never have to leave!

Keep On Turning

Keith Welsh



# Around the Clubs



This column provides a look into what other clubs around the country are doing; how they are organized, what their demonstrators are showing, and how they are promoting woodturning among their members and the public

## **Triangle Woodturners of North Carolina**

Alan Leland gave a demonstration on uses of *Dymondwood, Colorwood, and other dyed, laminated, compressed woods* (a

Detailed article with tips and pictures appears in the Clubs February 2000 newsletter)

## **Rocky Mountain Woodturners**

Demonstrations planned for the year includes *Making Tools, Jigs, and Fixtures, Flower Vessels, Inlay and Decorating bowls with Turquoise.*

The club is raising money by selling shirts with the Rocky Mountain Woodturner's logo stitched onto the shirt. \$5.00 from each shirt will be given to the Club's treasury.

## **Woodturners of North Texas**

### **Toys for Kids" WNT**

Woodturners of North Texas produced over 600 toys last holiday season. The toy project was a highlight of their December Christmas party, and the large pile of toys certainly added to the festive air. The toys were donated to The Good Samaritans of Arlington, who were grateful and impressed by both the size and quality of their effort. The **Dallas Area Woodturners** made 540 toys, so that the area produced well over 1000 pieces. Plans are underway to make the toy project an annual event

# Bayou Woodturners Corporate Sponsors

**Acadian Hardwoods**  
**#1 Industrial Parkway**  
**Ponchatoula LA 70454**  
**(504) 386-6079**  
**(800) 489-6079**

**Southern Saw & Cutter Co. Inc.**  
**5808 Plaque St.**  
**Jefferson, LA 70123**  
**(504) 736-6063**  
**Fax: (504) 736-6064**  
**(800) 229-6063**

**Gueydan Lumber & Plywood Inc.**  
**4300 Airline Dr.**  
**Metairie, LA 70123**  
**(504) 833-2828**

**Riverside Lumber Co.**  
**5451 Morrison Rd.**  
**New Orleans, LA. 70126**  
**(504) 242-6624**



Ed Castelin



Gorst Duplessis



Larry Zarra



Don Mercante



### Meeting Minutes continued from page 3

As has been mentioned before, Woodshop News did an interview with Steve and Keith about the club. The much-delayed article should be coming out in the October issue.

Let us extend a warm welcome to new members Ken Lacassen and Alan Ripps. Also, let us say congrats to Ken Cocke, who is recently back from Arrowmont, where he studied with well-know turner Mike Lee of Hawaii. Congratulations, also, to Gorst Duplessis, recently back from presentations he did at Provo, Utah and Emma Lake in Canada.

Jean Hudelot has recently returned from a woodturning symposium in France that included Jean Francois, Bonnie Klein, Melvin Firmager and other turning biggies. He brought back some nice books from the event. If you are interested in looking at them and if you can read French, contact Jean.

Before club business concluded at 10:50, there was the usual call for turning tips, features and especially plans and/or photographs for our new feature on individual's workshops.

**Raffle:** There was a lot of sweet wood on the table! The take this time was \$65.00.

#### Show and Tell:

**Congratulations to first-time turner Leah Zarra** (daughter of Larry Zarra) for her beautiful mahogany bowl.

**Ed Castelin:** Platter with inlays of maple and paduk and a poplar border; finish: 5 coats of polyurethane. grandillo, maple and purpleheart segmented vessel (his plans for a segment cutting sled will be in the club vertical file)

**Don Mercante:** Coopered birdhouse (large economy size) of maple, with parts of bocote, paduk, walnut and purpleheart.

**Larry Zarra:** Hollow form of osage orange. -- Two-tone bowl, maple with a paduk ring. -- Bowl of pau amarillo. -- Tall vessel of spalted camphorwood.

**Steve Rome:** Enclosed form of camphorwood and paduk with a ring of ebony dust and epoxy. - - Compass of Brazillian cherry. -- Set of gages for making balls of various sizes.

**Gorst Duplessis:** Open bowl of hard rock maple, spray finished with acrylics of various colors, then sanded so that they blend into one another, finished with an African blackwood ring.

**Lyle Terrell:** Clock with dovetail inserts

(instructions for making those inserts will be in the club vertical file as well).

**Jean Hudelot:** Tall vessel of ash and various objets d'art of maple burl.

**And** now, as Mel Blanc, voice of most of the Warner Brothers cartoon characters, put it so well --  
"**That's all folks!**"

See you next time.  
Dennis Wall  
Secretary



**Bayou Woodturners**  
**P.O. Box 231293**  
**New Orleans, La.**  
**70123**

Place  
Stamp  
Here

***The Bayou Skew***  
*The Bayou Woodturners' Newsletter*

