

The Bayou Skew

The Bayou Woodturners' Newsletter

December 2000

Volume 02

Issue 12



CONTENTS:

- Page 1 From the Headstock
- Page 2 Meeting Minutes
- Page 3 Turning Tips
- Page 4 Map/Directions
- Page 5 On the Web
- Page 5 ... In the Journals
- Page 6 .. Around the Clubs
- Page 6.. Sponsors
- Page 7... Book Review
- Page 9... Gallery
- Page 10.... Demo Photos
- Page 11.. WoodShow Photos



Bayou Woodturners
P.O. Box 231293
New Orleans, Louisiana 70123

Steve Rome - President
Keith Welsh - Vice President
Tom Dunne - Treasurer
Dennis Wall - Secretary
Jerry Markowitz - Photographer

From the Headstock

Well, another year has just about come to a close, and this gives us an opportunity to reflect on the progress and direction of our club. After two years of existence we have grown to a group of 60 strong and faithfully about half that number gather for our regular monthly meeting. Skills have been nurtured, relationships have developed and friends have been made over these first 24 months. I for one have enjoyed the camaraderie and activity that this club perpetuates. I encourage all of our members to take an active role in this organization in any way you can and get involved.

Many thanks to Keith and Marlowe for running and hosting last month's meeting. We will need some venues for the meetings in this upcoming year, so if anyone could accommodate us, let me or Keith know.

Demonstrators are also needed and we can provide you with a place if you can show us a trick or two on the lathe. There is a lot of skill and knowledge in our group that is just waiting to be tapped by those who ask, so partake in the give and take of the demos and our show and tell.

Don't forget to bring your Christmas ornaments to the next meeting. Let's see if we can surpass last year's effort. Tom Dunne has arranged for our turnings to be donated to the Children's Hospital in New Orleans.

I'm looking forward to our third year together and I am sure it will be our best to date. Enjoy the holiday season!

Keep on turning,

Steve Rome
President, Bayou Woodturners

Next Meeting
10:00 AM
December 9, 2000

F.H. Meyers
Construction Corp
520 Commerce
Point, Harahan, LA
70123
Directions & Map
on Page 4

On the Internet at: www.woodturners.com



Meeting Minutes

Veep Keith Welsh, filling in for Steve Rome, called our very brief business meeting to order. The Christmas season will soon be upon us, and we are going to do as we did last year. Our Plan is to make a Christmas tree full of turned ornaments and donate it to some worthy group in need of a little Christmas cheer. *Therefore, we need everybody to make some Christmas tree ornaments and bring them to the December meeting.*

Although nominations for next year's officers are still open, it appears that the same slate of officers as last year has been nominated for next, the single exception being Ed Castelin's nomination for treasurer in place of Tom Dunne. In view of the presidential election mess, I guess everybody wants to stick with what has worked so far.

We hope early next year to put together a display/demonstration at Jefferson Parish library. As you may know, we had to cancel our plans to do this in October because of too much going on. Nothing has been definitely set up yet, but now would be a good time to think about putting some work aside for the display and perhaps volunteer to participate in the demonstrations.

Larry Zarra has volunteered to demonstrate and Ed Castelin has arranged for Meyers Construction to host our December meeting. If you can host or demonstrate for the January or February meeting, please contact Steve or Keith.

It bears repeating that anyone renewing membership (or joining up) before the first of the year gets a chance on some merchandise, and other raffle items Ed Castelin is putting together. He already has a bowl by Alan Lacer for the raffle.

Raffle: \$81.00, another record haul.

Since Marlowe's presentation was as much lecture as demonstration, I'm going to try to summarize what he said for those who weren't at the meeting. So here as best I can reproduce them are pearls (or rather shavings) of wisdom from a turner's studio. Marlowe began by asking us to discard several of our

preconceived notions about the artistic side of turning and in their place put some of the following concepts.

- The most important tools a turner possesses are not his gouges or his skew or even his lathe; they are his eyes, which tell him what looks right and his finger which tell him what feels right.
- The best bowl you can get out of a given piece of wood is not necessarily the biggest bowl you can get out of a given piece of wood.
- The smoothest surface you can achieve on the lathe is not necessarily the best surface for a given piece, nor is the most symmetrical shape the best shape. Smooth textures and symmetrical shapes may please us, but they can also bore us.
- Sometimes we buy or acquire an expensive piece of wood and they are afraid to work it or do anything interesting with it for fear of ruining it. Work out your ideas (and make your mistakes) in cheap wood first, the move on to the good stuff.
- A mistake on your part or some misbehavior on the part of the wood need not spell disaster. A little imagination can almost always salvage some part of a project that miscarries. A mistake or squirrely wood can even lead to a better, more interesting result than was originally intended.

Marlowe then discussed where to find inspiration. Obviously we can find inspiration in the work of other turners, either those we know personally or those we know through books. We can also find endless inspiration in the natural world. The garden particularly can yield a cornucopia of shapes and colors. The seashore as well can yield inspiration. Think of all those shell shapes. We needn't confine ourselves to the natural world. Architecture, particularly non-professional, can give us many ideas, so can everyday objects: bottles, hats, even tin cans. We can also draw on the images and designs of cultures different from our own. African decoration, with its bold colors and geometrical shapes is a wonderful source. Marlowe concluded by passing around some of the books that he uses for inspiration.

A bibliography follows:

Algotson, Sharne.
The Spirit of African Design New York: C.N.Potter, c1996. LC: 95-12992; ISBN: 0517599163

continued on page 3

Meeting Minutes continued from previous page

Challenge V: international lathe-turned objects.
Philadelphia: Woodturning Center, c1993.
LC: 93-61635; ISBN: 09243857X

Dubois, Alan (Alan B.)
Moving beyond tradition: a turned wood
international. Little Rock, AK: Arkansas Arts
Center, Decorative Art Museum, c1997 LC: 97-
77091; ISBN: 1884240151

Goldsworthy, Andy
Wood: Introduction by Terry Friedman New York:
H.N. Abrams, c1996. LC: 96-8561; ISBN:
081093994

Hansson, Bobby
The art of the tin can. Asheville, N.C.: Lark Books,
c1996.

Marsh, Bert
Bert Marsh, Woodturner, Lewes, East Sussex
[England]: Guild of Master Craftsmen Publications,
c1995. LC: 96-170403; ISBN: 0946819513


Nuridsay, Claude
Microcosmos: the invisible world of insects. New
York: Stewart, Tabori & Chang, c1996. LC: 96-
70864; ISBN: 155670557

Rudolfsky, Bernard
Architecture without architects: a short
introduction to non-pedigree architecture. Garden
City, N.Y.: Doubleday, c1964.

Thanks to Marlowe for his excellent presentation
and for hosting this time. See you in December.

Dennis S. Wall
Secretary

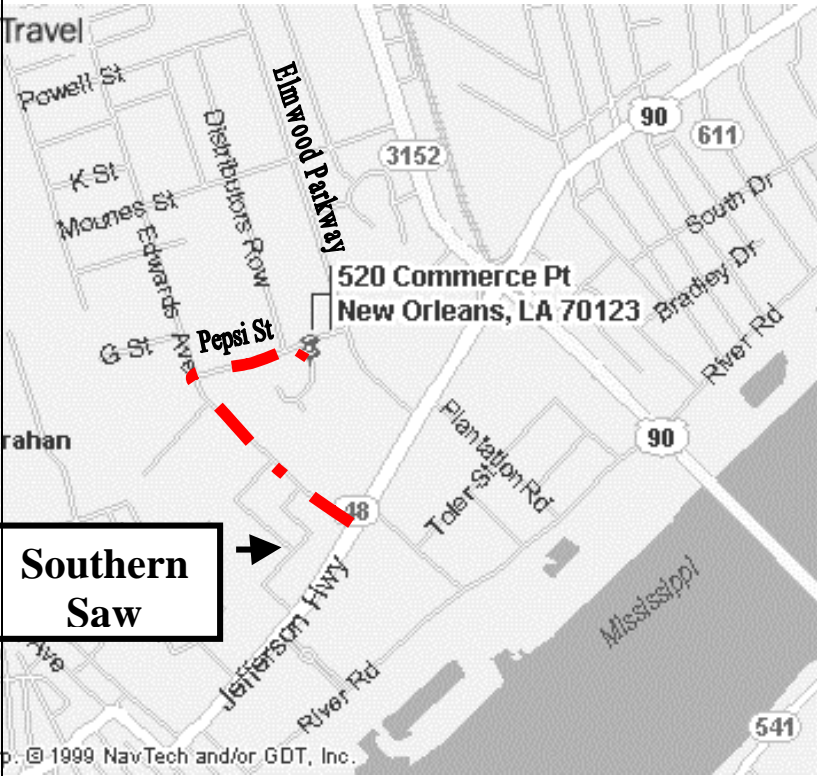
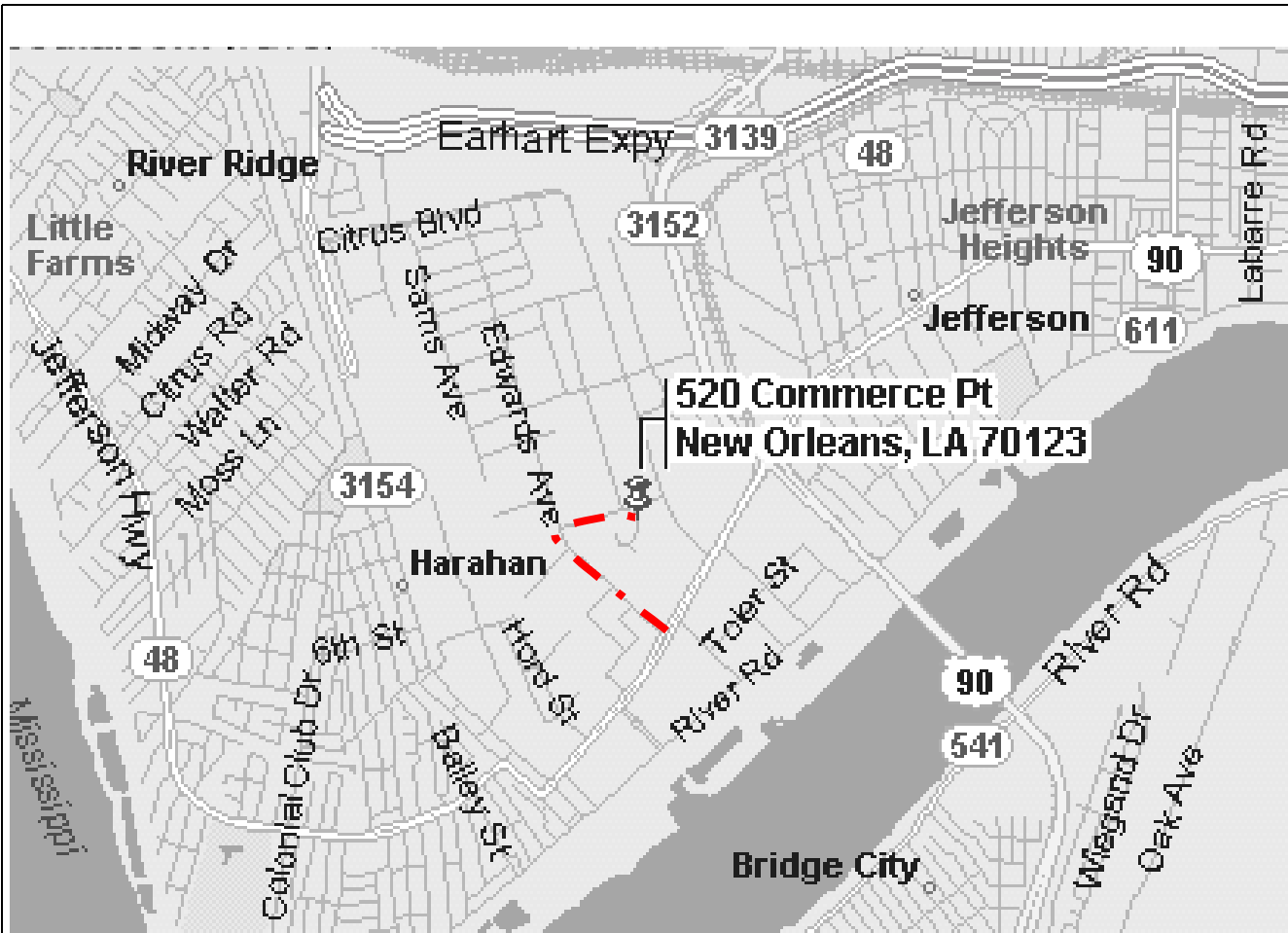
"Holiday Art Sale"
Tom Dunne and Sarah Ashe
December 9 from 3:00PM to 8:00PM
7820 Jeannette Place, New Orleans
(Tom Dunne's house)
Hope you all can come!"



Turning Tips

There are no Turning Tips this month.

If anyone has a tip(s) they would like to submit please forward to Jerry Markowitz (or any member of the board). Tips need not be typed or drafted. They can be handwritten and rough sketched out on a piece of paper. They can be sent by e-mail (jerrymarko@yahoo.com), regular mail, or brought to any monthly meeting.



Directions to Meeting

F.H. Meyers Construction Corp
 520 Commerce point,
 Harahan, La., 70123

Take Jefferson Hwy to Edwards Ave. Turn right onto Pepsi St. The yard entrance is on Commerce Point. The most recognizable address is 5500 Pepsi Street. Pepsi runs between Elmwood Parkway and Edwards Ave. We will have a 3000 square foot warehouse space. Note: This location is only a short distance from our meetings held at Southern



This month's web site answers the question - What Tree Is It? Although the site is primarily concerned with trees that can be seen in and around Ohio, it provides a wealth of information and a very easy way to identify over 60 kinds of trees. Identification is made by comparing either the leaf or fruit of the tree in question to series of images which slowly narrow down the range of options until you



are left with the correct answer. . A Background section contains a brief review of leaf and fruit types - color, shapes and terms etc. For example, If you select Leaf you will be shown a number of images of various types of leaves - and asked to click on which one best describes



your leaf in question - Needle-like, Scale-like, Flatten leaves, or Broad, flat leaves. Clicking on **Broad, flat leaves** opens the next window that further refines the search by asking if the leaf is



composed of compound leaves or simple leaves. Clicking on **compound** brings you to - are the leaflets growing on the end of the stalk (palmately compound) or are they found on



several places along the stalk (**Pinnately compound**)? If you selected Pinnately you will be asked if the leaflet margins are smooth or toothed. If toothed are the leaflets different in size and shape? Or 1 to 2 teeth on each side of the base of each leaflet, etc. Clicking on one to two teeth on each side brings you the identity of the



tree as a Box elder. In this window are included a color picture of the leaf, fruit, tree (with close-ups of the bark and twig.



Box elder *Acer negundo*

**www.oplin.lib.oh.us/products/tree/about.html*

Images and text used with permission of the web site author.



In this column we will provide an index to the latest articles and tips found in the various wood working magazines that relate to turning. References marked with an asterisk are available from the Bayou Woodturners Library (see Denis Wall to check out)

*Interesting Paper Bag Drying Results MW May '00
WOODTURNING A PEN CW April/May 2000 - Volume 3, No. 2*

**Croquet Set-The Perfect Summer Project WWJ Aug'00 V24 No.4 pp52-57*

**Floral Flask Wood Aug'00 V125 pp66-69*

*A Foot-Powered Lathe and Scrollsaw by Roy Underhill
PW Oct 2000*

- MW – More Woodturning
- CW – Canadian Woodworking
- AW – American Woodworker
- Wood – Wood Magazine
- AWt-American Woodturner
- WWJ-WoodWorking Journal
- PW-Popular Woodworking

Around the Clubs



This column provides a look into what other clubs around the country are doing; how they are organized, what their demonstrators are showing, and how they are promoting woodturning among their members and the public

Ohio Valley Woodturners

Three members of the Indianapolis Chapter of the AAW will were the clubs featured guests. Indy Guild President Lee Ellis, along with talented Robert Hoshaw and Dick Coons, demonstrated segmented Christmas ornaments, salt & peppershakers, and Osage orange bowl turning.

Lehigh Valley Woodturners

At the June meeting Jack Shelly of Quakertown. showed the club how to make weed pots using primarily the skew.

Here are Jack's tips for turning with a skew:
Always rub bevel if you can

Keep the skew very sharp, after honing the edge on a stone

Polish by drawing the tool toward you on a piece of basswood that has white compound on it.

Hold the tool loosely, the harder you hold the tool the bigger the catch (and you will catch

Woodturners of North Texas

The Woodturners of North Texas Woodturners were awarded 2nd place at the AAW Symposium in Charlotte, NC for their Collaborative Challenge project (the club took first place last year in Tacoma). Their project featured a Dirigible. According to their newsletter getting the Dirigible completed on time was a challenge. Several pieces were added as they unpacked the project and placed it on the display table in Charlotte.

To fully appreciate the amount of work and workmanship that went into the project visit the clubs web site and take a look at the close-up photos of the Dirigible

Bayou Woodturners Corporate Sponsors

Acadian Hardwoods
#1 Industrial Parkway
Ponchatoula LA 70454
(504) 386-6079
(800) 489-6079

Southern Saw & Cutter Co. Inc.
5808 Plauche St.
Jefferson, LA 70123
(504) 736-6063
Fax: (504) 736-6064
(800) 229-6063

Gueydan Lumber & Plywood Inc.
4300 Airline Dr.
Metairie, LA 70123
(504) 833-2828


Riverside Lumber Co.
5451 Morrison Rd.
New Orleans, LA. 70126
(504) 242-6624

Book Review



Make Money From Woodturning

Make Money From Woodturning; by Ann and Bob Phillips; Guild of Master Craftsmen Publications Ltd; rrp \$NZ59.95 Reviewed by Simon Waters.



March 1997 - In the last issue of Faceplate correspondent Woody McMartin introduced me to the word soporific - a sleep inducing drug or potion. Well mention business plans, accounts and tax forms - inevitable topics for Bob and Ann's book on the business side of woodturning - and I immediately feel myself slipping into a state of soporificness, be there such a word. It is to their credit then that the authors managed not only to keep my attention during these sections but also left me with a much better understanding of what making money from woodturning can and should entail. Their no nonsense, down to earth advice was happily lacking in that accounting jargon which mere woodies find so uninteresting and throughout the publication their deft use of humor was a delight. Make Money From Woodturning is far more than a financial bible for woodturners, however. It covers virtually every facet I could imagine that would be involved in running a full or part time business including: buying equipment for the workshop, milling and seasoning timber, pricing and overheads, applying for a loan, maintaining enthusiasm, design, marketing, machinery maintenance...the list goes on. Even if selling woodturnings is not your thing then there is still something in this book for you. Perhaps more than anything else the authors help focus the reader's mind on what it is they want from their woodturning. Those who think they want to turn full time may in fact be better suited to part time woodturning, others may just be looking for that

confidence booster needed to embark on a new career path and this book gives it very nicely.

Without preaching to you the authors steer and guide your thought processes, highlighting the pitfalls as well as the joys of running your own business. They are balanced, and honest, in their advice but do not pretend to be able to make decisions for the reader. Beautifully set out the book is illustrated with line drawings and photographs, 16 pages of which are in full color. There are turned items featured from artists worldwide, including New Zealand, which gives the book a truly worldwide marketability. If I had to be critical in any way it would be that there appears to be a few spelling and typographical errors but no more perhaps than you might expect in most publications. There were also one too many photographs of the authors in various situations and more emphasis could have been given to turned items - that's after all what woodturners like to see most. By the wee small hours of the morning when I had finished reading from cover to cover (and back again) soporific was not a thought that was in my mind. On the contrary. My head was buzzing with all the information I had digested and if I weren't already in a job that I enjoy I might have started plotting how to go about making my first million.

Make Money From Woodturning fills a much neglected gap in the woodturners' library and will no doubt be the foundation document of many a new woodturning business venture. And if they take on board the sound advice contained in this publication then there is no reason why those ventures shouldn't be as every bit as successful as that of the authors'. Buy it, beg it, steal it or borrow it - you ought not to be disappointed.

Special thanks to the National Association of Woodturners of New Zealand for their permission to reprint this Book Review.

Correction

In the October Issue in the On The Web column the web address for the Turning Alabaster site was incorrectly given as www.maxkimmel.com. It should have read www.maxkrimmel.com

For Sale

Arrowmont Arts & Crafts School in Gatlinburg is selling some Woodfast lathes. These are variable speed short-bed lathes I believe with reversing motors. The 16" model is selling for \$2100 and the 20" for \$2300.

My

sister-in-law, Tina, lives near Arrowmont and knows the folks there. If anyone is interested you can contact them yourself or contact me and I could get Tina to have them hold one for you. There may be a possibility she could bring one back to New Orleans area when she visits during Christmas. I have turned on these machines and they are very nice solid machines. They should go fast. I believe they have Leeson 1.5 hsp motors. If you have any questions or interest you can call me at 845-9826.

Don Mercante

LATHE FOR SALE!

Oneway 2036 Lathe For Sale

Previous owner includes stronghold chuck, faceplate, and live center all for \$3800.00. It's in excellent condition, hardly used. Call O.B. Lacoste In Lafayette, Louisiana at 318-232-4669.

Eddie Castelin moved that we modify a previous motion where "All Bayou Woodturners would be required to be an AAW member" to " Any Bayou Woodturner who demonstrates at a club sanctioned function would be required to be an AAW member". Keith seconded this amendment. The requirement is to protect the club, its members, and officers. This notice will be considered the second notice, will be advertised in the December Bayou Skew, and will be voted on at the December meeting.

Member's Gallery





Marlowe discusses the artistic side of Woodturning



MORE PHOTOS FROM THE SEPTEMBER WOODWORKING SHOW IN NEW ORLEANS



Demonstrator Lyle Terrell



Keith Welsh Alan Lacer Reidar Klemetsen



Demonstrator Steve Rome



Demonstrator Larry Zarra



Steve Rome Alan Lacer Reidar Klemetsen




Bayou Woodturners
P.O. Box 231293
New Orleans, La. 70123

Place
Stamp
Here

The Bayou Skew

The Bayou Woodturners' Newsletter



**Featured Demonstrator
for the
December 9, 2000
Meeting**

Larry Zarra

