

The Bayou Skew

The Bayou Woodturners' Newsletter

August 2001

Volume 03

Issue 8



CONTENTS:

- Page 1 From the Headstock
- Page 2 Meeting Minutes
- Page 4 Map/Directions
- Page 5 On the Web
- Page 5 ... In the Journals
- Page 6 .. Around the Clubs
- Page 6.. Sponsors
- Page 7... Index to Newsletters
- Page 9... Food Safe Finishes
- Page 9.... Demo Photos
- Page 10.. Library Display Pics



Bayou Woodturners
P.O. Box 231293

New Orleans, Louisiana 70123

Steve Rome - President
Keith Welsh - Vice President
Eddie Castelin - Treasurer
Dennis Wall - Secretary
Jerry Markowitz - Photographer
Charlie Kragle - Membership

From the Headstock

As evident from last month's meeting, it looks like the sweltering summer heat has not kept us out of the shop. A large showing of members and their turnings overwhelmed our show and tell table. I guess that's what happens when you skip a month. You end up with all these pieces just waiting to make their debut. I can definitely see the progress in our club's talents, as these pieces are submitted at our monthly meetings. Larry and Keith came back with inspirational pieces from their weeklong workshop at Arrowmont with David Ellsworth. Tom Dunne's segmented work gets bigger and more beautiful every meeting. Mark Demanuel took the big step and submitted his first pieces for us to gander and Gorst Duplessis proclaimed Charlie Kragel's bowl "the best form on the table". As always, O.B. Lacoste filled the table with a variety of turnings employing various styles and techniques. This was just part of our offerings, and there's not enough space to mention them all. Our club is really coming into it's own! We should be proud of our progress! Fortunately, the next two months will be an opportunity for the general public to witness our art and craft at the Jefferson Parish Library. I hope all of us take the time to visit the display and maybe make an effort to turn on a friend, a family member or even a stranger to the woodturnings of our group.

This month, our featured demonstrators will be Kevin Berthelot, showing us some faceplate work, and Keith Welsh will show us what he learned about sharpening your tools from David Ellsworth. Kevin's got a new climate-controlled shop which should be interesting to see and

Next Meeting
10:00 AM
August, 11 2001

Kevin Berthelot's
36532 C Braud Road
Geismar, LA 70734

Directions & Map
on Page 4

On the Internet at: www.woodturners.com

From the Headstock continued from previous page

comfortable too.

We recently learned that the WoodWorking Show will not be coming this Fall as they did in the past. Instead, they are scheduled to bring their show to town in the Spring. This may work out better for us, since we have the library event in progress and our Christmas ornament drive follows right behind. We will have to see how it all pans out. So, get working on those ornaments, we will dovetail this event with our quarterly challenge competition and this time we will be giving out awards and prizes for the winners in various categories. Everyone should turn something for this charitable offering to the Children's Hospital. It was very much appreciated by them last year.

I received part of our order for books and videos with the Cutting Edge and will be bringing our new supply of educational material to the next meeting. There is still some two hundred dollars or so to spend, so if you want a book or video of a particular topic, speak up at the next meeting, so that we may order it for you.

Again, thanks to everyone who submitted pieces for the library show and for Dennis Wall for making it happen for us. Don't forget to bring your family and friends and spread the word and support our club.

Hope to see you at Kevin's,

Steve Rome

President, Bayou Woodturners



Show & Tell Table



Our hot and humid meeting began at 10:11AM. Our thanks to Eddy Castelin for obtaining the F.H. Meyers location for us to meet at, not once but twice (you remember we were rained out last month). Let us extend our warmest welcome to new members *Pris Hagenbush* and *Lloyd DeKay*.

As you know from Captain Eddy's fine obituary in our last newsletter, Lyle Terrell, our toolmaker and tip producer extraordinaire passed away recently. Our deepest sympathy goes out to his family, and all of us, I'm sure will miss his inventiveness and his enthusiasm. To honor his memory, we are naming the turner's tips column in our newsletter Terrell's Tips. Marlowe McGraw donated a gouge with his special shot-filled handle to the club in Lyle's name.

Marlowe also repeated his thanks (detailed in our last newsletter) to all the folks who helped him move his studio. Marlowe, we were all glad to be able to help out, and would again any time.

With our grant money from AAW we have placed an order for books and videos with Steve LeGrue of "The Cutting Edge" in Houston (Steve is giving us a substantial discount). We still have \$200 of the grant to spend. To this end, a list of books and videos was passed around for club members to check off any books and/or videos they want purchased. If you weren't at the meeting, your suggestions for purchases are still welcome.

We have been given final approval for the display/demo at Jefferson Parish Library. We will have the display cases for the months of August and September. Items for the displays were collected at this month's meeting, but if you have anything for the display, there is still time to get it in. You can bring your items to Steve or Keith (or me). Remember, we need a brief description (bowl, box, etc.), species of wood, your name, date, and approximate dimensions. We've agreed to do our demo on the evening of August 21st from 7 to 9. Who will do the demonstration (there will likely be two demonstrators) has not yet been decided, so if anyone wants to volunteer, they are most welcome to do so.

Kevin Berthelot will host our August meet in at his shop (It's air conditioned!!!) and Marlowe McGraw has volunteered to host our September meeting.

The next President's Challenge - Christmas ornaments, will be due for the October meeting. This

continued on page 3

Meeting Minutes continued from previous page

will lead us to a generous annual Christmas tree donation to the Children's Hospital. There may be a first, second and third place judging this time.

We would also like to hear some suggestions for next year's challenges. Some future suggestions where miniature turnings and small tables.

The WoodWorking Show which has come to town in the last few years, is returning not in the fall of this year but in April of next year. This will take some of the pressure off our usually busy fall schedule and give us more time to get organized if we again participate.

Larry Hasiak of Florida will be demonstrating for the Azalea Woodturners club of Mobile, Alabama on Saturday, August 25th. Larry is a former member of the AAW board and teaches regularly at the John C. Campbell Folk School. He demonstrated hollow forms at the AAW symposium this year and that is likely what he will demonstrate this time. Steve has been in touch with the Alabama club and they say they will welcome any and all visitors. There is a charge of \$25 (which, I'm told includes lunch), but if more people participate, that cost could go down. Anyone who's interested in going, or who wishes further details, let us know so we can set up a carpool.

Raffle: \$104 -- a new record!

Show and Tell:

Keith Welsh: Assorted hollow forms turned at Arrowmont; natural edge bowl of spalted maple; 2 vases -- hard maple with gold paint decoration, and mahogany.

Larry Zarra: handles for 4 Ellsworth-style deep hollowing tools -- 2 large and 2 small; mesquite hollow form; ash hollow form ; 2 soft maple forms; thin wall natural edge vase; box of mesquite, pau amarillo and cocobolo; blackgum box.

Tom Dunne: zircote and maple segmented jar, with traces of the zircote sapwood showing; spalted hackberry, curly maple and bloodwood segmented open vase.

Mark DeManuelle: Walnut goblet; love oak shallow bowl; cedar shallow bowl.

Charlie Kragle: spalted sweetgum bowl; small mulberry bowl; walnut hollow form.

Paul Burke: two wide cypress platters.

Austin Fitzjarrel: goblet; ambrosia maple bowl, with a classic Federal veneer fan in the bottom; box with veneer laminations.

Ed Castelin: cedar bowl; mahogany and corian box.

Tom Washington : coopered map case of poplar.

Steve Rome: Assorted boxes -- quilted maple, Japanese plum (2), sycamore.

Mike Wilensky: cherry box with stained glass insert.

Sarah Lingle: mahogany box.

O.B. Lacoste: Banksia pod, corian, tulipwood and osage orange box; small deerhorn box; space needle" box -- maple and ebony; pearwood vase with piercing; black locust box with black locust thorns.

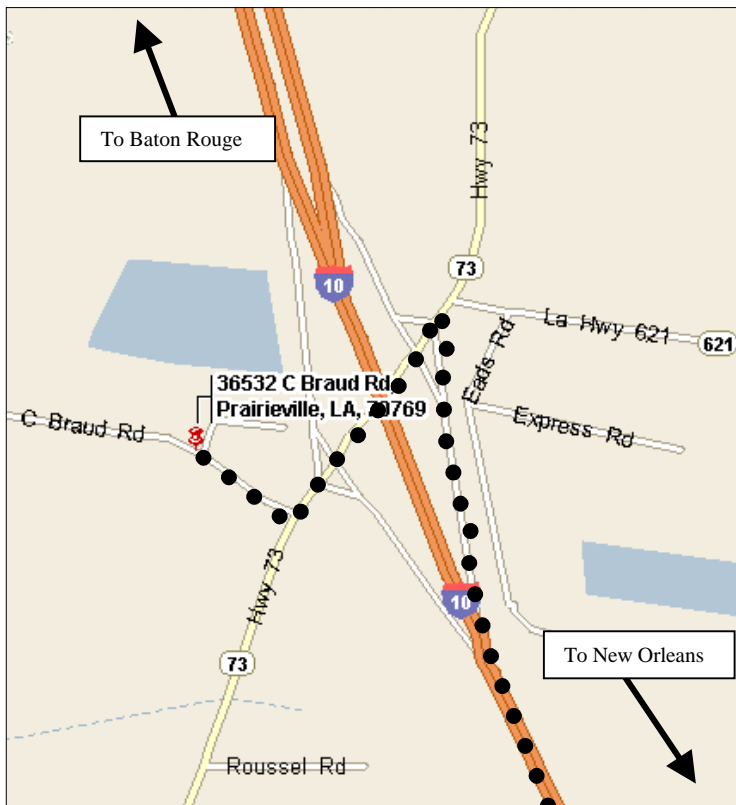
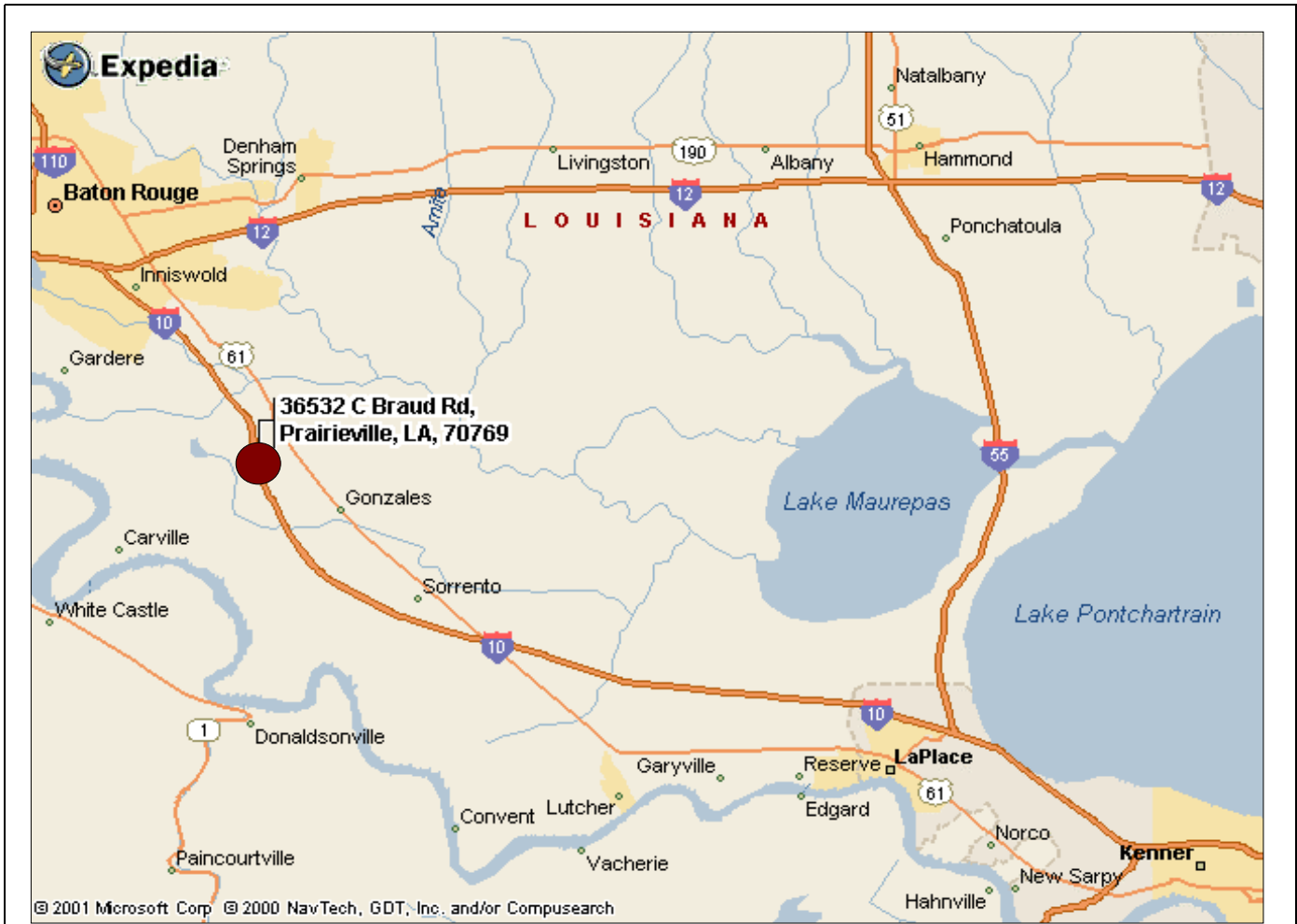
Dennis Wall: Walnut, corian and bocote box; African blackwood and artificial ivory box.

That concludes the festivities for this time; see you next time -- under cooler circumstances at Kevin's shop.

Dennis Wall,
Secretary.



President's Turn-A-Box Challenge entry
by
O.B. Lacoste

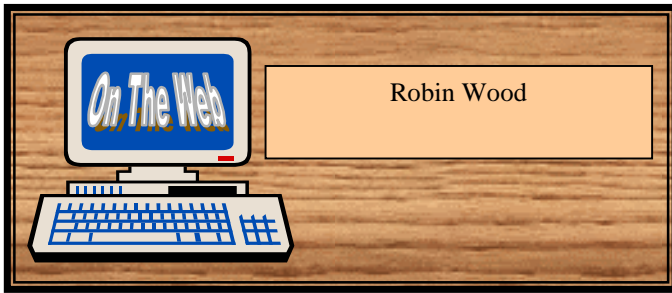


Directions to Meeting

Kevin Berthelot's Shop

36532 C Braud Road
Geismar, LA 70734

From New Orleans take I-10 approx 50-60 miles to Exit 173.
Keep left.
Turn left onto Hwy 73/Hwy30 go under Interstate.
First street on your right will be C Braud Road
Turn right onto C Braud Road
The shop is the 4th gravel drive on your right. The shop is yellow with a brown roof (address appears on the building)



Robin Wood is the only person in England specializing in making bowls on a pole-lathe (www.robin-wood.co.uk/index.htm).



Robin uses only English hardwood; mostly sycamore, beech, alder, elm and pear that has been seasoned in the log for 6 to 18 months. He uses his own homemade "hook" tools (he has over 40 different shaped hooks that he utilizes in his work) to make all his woodware. He does not use sandpaper or other abrasives preferring a "tooled" finished.

Robin has made a number of bowls that are exact replicas of bowl used before the 12th century. Archaeological evidence suggests that only bowls were used, not plates in this time period and that Alder was the wood of choice. The bowls were typically 6"-8" in size. He also makes pear-wood Mazers - Medieval



(c.1066-1500) drinking bowls that were introduced to England at the time of the Norman Conquest in 1066.



The lathe Robin uses has a 20 foot long pole. For more information on the Association of Pole-Lathe

Turners and their construction checkout at www.bodgers.org.uk/explorer/front.htm.



Assorted Sycamore Bowls

Text and images used with permission of web author



In this column we will provide an index to the latest articles and tips found in the various wood working magazines that relate to turning. References marked with an asterisk are available from the Bayou Woodturners Library (see Denis Wall to check out)

From More Woodturning –May'01

- An Interview with Lyle Jamieson
- Nova Mercury Mini Lathe-A Review
- Delta Midi-Lathe Review
- The Stubby 750 from Omega Tool and Engineering
- Vertilathe: An Inexpensive Drill Mounted Spindle Lathe For Beginners

Eggshell Texturing –A Versatile technique you can crow about: Awt Spring '01 pp31-33

Shaping and Sharpening –The Whys of tool and tool Design: Awt Spring '01 pp38-40

Tops Tops Tops- Simple Projects For Fun: Awt Spring '01 pp36-37

Awt American Woodturner

Around the Clubs



This column provides a look into what other clubs around the country are doing; how they are organized, what their demonstrators are showing, and how they are promoting woodturning among their members and the public

Northwest Washington Woodturners

Since no members are planning to attend the AAW symposium this year the club has decided to work on their chapter collaborative project throughout the year and enter it in the 2002 symposium.

The Snohomish County Arts Council is holding an art exhibit titled Northwest Turners And Cambium Layers. It is an art show of turned objects and paintings about trees. Many of the exhibitors are club members.

Gulf Coast Woodturners Association

The club formed a committee that would be responsible for educating the general public about woodturning. This would include doing demonstrations to various organizations and schools to promote woodturning as well as informing people what turned wood is.

At each monthly meeting the attending members are asked to provide written responses to some general questions concerning turning. The answers are recorded and placed in the newsletter. For example the members were asked: Do you prefer green wood or dry wood for the majority of your turning projects? Why?, How do you control tearing on softer woods and when using scrapers? Responses to these and other questions can be read each month in the club's Newsletter

Piedmont Triad Woodturners Association

Member Clyde Hall demonstrated his technique for making natural edge bowls.

Bayou Woodturners Corporate Sponsors

Acadian Hardwoods
#1 Industrial Parkway
Ponchatoula LA 70454
(504) 386-6079
(800) 489-6079

Southern Saw & Cutter Co. Inc.
5808 Plaque St.
Jefferson, LA 70123
(504) 736-6063
Fax: (504) 736-6064
(800) 229-6063

Gueydan Lumber & Plywood Inc.
4300 Airline Dr.
Metairie, LA 70123
(504) 833-2828

Riverside Lumber Co.
5451 Morrison Rd.
New Orleans, LA. 70126
(504) 242-6624



Index to Bayou Skew Newsletters ***April 2000 thru July 2001***

As the Bayou Woodturners have grown over the past 2 1/2 years from 19 members to our current group of over 70 so too has the Bayou Skew. Along with our regular columns: From the Headstock, Meeting Minutes, Treasurer's Report, Maps, On the Web, Around the Clubs, In the Journals and Photos of the Member's Gallery and Demonstrators, past issues have featured Workshop and Member Profiles, Book and Tool Reviews, Turning Tips, and articles on Sanding, Finishing, etc. Therefore it seemed about time to summarize the last 15 issues of the Bayou Skew and present an Index to the April 2000 through July 2001 Newsletters.

Over the next several months these issues of the Newsletter will become available to be viewed or printed in *full color* on your own computer after downloading them from our website (www.woodturners.com). More details will be forthcoming soon.

Book Reviews:

Making Money from Woodturning-**Dec 2000**
Wood Into Art: The Jane and Arthur Mason
Collection-**Mar 2001**

Demonstrators:

Cherimie, Malcolm -**Mar 2001**
Dunne, Tom-**July 2000**
Duplessis, Gorst-**June 2000**
Gahn, Dick-**May 2000**
LeGrue, Steve-**June 2001**
McGraw, Marlowe-**Dec 2000**
McLaren, Don-**April 2001**
Rome, Steve- **April 2000, Feb 2001**
Wall, Dennis -**Oct 2000**
Zarra, Larry-**Jan 2001**

Demonstrations:

From a Tree to a Bowl-**April 2000**
Inside-Out Turning-**May 2000**
Lidded Boxes-**June 2000, Jan 2001**
Segmented work-**July 2000**
Pig Roast-**Aug 2000, May 2001**
Baby Rattle/Honey Dipper-**Oct 2000**
Finishing Techniques-**Nov 2000**
*Design-**Dec 2000***
Turning a Sphere-**Feb 2001**
Bottle stoppers, pens, ring holders-**Mar 2001**
Chatterwork-**April 2001**
Decorative Techniques-**June 2001**

Featured Articles:

Sanding Secrets- pt.1-**Nov 00**, pt.2. **Feb 01**
pt.3, **Apr 01**
Oil Based Finishes-**Mar 2001**
Super Glue- pt.1 **Jun 2001**, pt.2 **Jul 2001**
The Arrowmont Experience-**Jul 2001**
Water Based Finishes-**Jul 2001**

Maps (to meetings):

Arcenaeaux, Greg Cabinetmakers-**Feb 2001**
Ball, Dillard-**May 2001**
Dunne, Tom-**June 2000**
Gahn, Dick-**Apr 00, Jul00, Apr 01**
Goldman, Ed
Kragle, Charlie-**August 2000, Jan 2001**
Leach, Pat- **Mar 2001**
McGraw, Marlowe-**Nov 2000**
Myers, F.H.-**May, Sept, Dec 2000, Jul 01**
Riverside Lumber-**Oct 2000**

Member Profiles:

Cherimie, Malcolm- **Jan 2001**

Misc:

Arrowmont photos-**Jul 2001**
AAW Symposium photos-**August 2000**
Children's Hospital Photos-**Jan 2001**
Display Stand Competition Rules-**May 2000**
WoodWorking Show photos-**Oct 2000**
WoodWorking Show more photos-**Dec 2000**
Memorial to Lyle Terrell-**July 2001**

On the Web:

Turning Point (Goblets, Steins)-**April 2000**
Kevin's segmented woodturnings-**May 2000**
History of the Lathe-**June 2000**
Woodturningplus-**July 2000**
Peninsula Woodturners Guild-**August 2000**
Turning A Perfect Sphere-**Sept 2000**
Max Krimmel, Alabaster Turning-**Oct 2000**
Table and Floor Lamps-**Nov 2000**
What Tree Is This?-**Dec 2000**
The Woodturners Workshop-**Jan 2001**
Introduction to Woodturning e-book-**Feb 2001**
Kestral Creek Gallery-**Mar 2001**
Laymar Crafts Woodturning-**Apr 2001**

Tom Trager-*May 2001*
 Bill Grumbine -turning a ship's mast -*June 2001*
 Metal Spinning-*July 2001*

President's Challenge:

Rules:
 Boxes-*April 2001*
 Photos:
 Tops- *April 2001*
 Boxes-

Turning Tips

Stop Padauk bleeding into Maple -*April 2000*
 Minwax wood hardener-*April 2000*
 Practical Finishing Tips-*May 2000, June 2000*
 Screw center improvement-*May 2000*
 Turn a candle-*July 2000*
 Dressing a grinding wheel-*August 2000*
 Spur center tip-*Sept 2000*
 Wine Stoppers-*Oct 2000*
 Deadcup center tip-*Jan 2001*
 3M Scotch Brite pads-*Feb 2001*
 Tool Handles-*Mar 2001*
 CA Glue-*Apr 2001*

Tool Reviews

McNaughton Eccentric Faceplate-*Feb 2001*
 Rascal Dustmask-*May 2001*

Workshop Profiles

Rome, Steve-*August 2000*
 Welsh, Keith-*Sept 2000*
 Markowitz, Jerry-*Oct 2000*

**Treasurer's Report
 By Eddie Castelin**

Beginning Balance		\$3643.54
Income:		
dues		\$50.00
raffle		\$104.00
	Sub-total	\$3797.57
Expenses		
:		
postage		\$92.00
Shop light		\$7.47
videos		\$441.15
refreshments		\$18.00
Printer cartridge		\$18.48
mailing labels		\$10.87
	Total Expenses	\$587.97
Balance as of 1, August, 2001		\$3209.57




JEFFERSON PARISH LIBRARY

4747 W. Napoleon Ave., Metairie, LA 70001

Presents

**THE ART OF
 TURNING WOOD**

August through September 2001



**ARTISTIC WORKS FROM THE LATHE
 OF THE BAYOU WOODTURNERS**

**A Louisiana Chapter
 of the
 American Association
 of Woodturners**



Food-Safe Finishes

Two or three times a year the subject of food-safe finishes come up in message boards or newsgroups on the internet. There is finally some consensus among the finishing gurus.



Most of the discussion revolves around salad bowls. In my opinion, surface film finishes, such as straight varnish and lacquer, are not appropriate. The surface film will show every scratch and dent from the action of salad tossing. Pure polymerizing oils such as linseed, tung, walnut and sunflower are safe but dry much too slowly for my comfort. An oil/varnish penetrating finish is ideal and repairable. So which ones are safe?


Technically speaking...they all are. The only FDA guidelines on this subject are in Code of Federal Regulations, Title 21, Part 175. That document states that the safe finish must be made from a nine page list containing every known oil, resin, and dryer. It obviously excludes lead and mercury and neither is used in modern finishes.

While a finish which includes the approved list of ingredients can be considered safe, that does not mean that it has been tested safe by the FDA. There is only one company that has gone through the enormous paperwork and expense to have its product tested by the FDA for toxicity. That is the Behlen Company. Their product: *Salad Bowl Finish*, has passed all tests.

What am I using? I modify my standard shop-made oil/varnish penetrating finish. I substitute Behlen Salad Bowl Finish for the usual polyurethane component and have a penetrating finish that I can tell my customers is an FDA approved product. It's probably no safer than dozens of other finishes but they haven't been tested. It's just a little marketing ploy for me.

Ron Alexander
Bayou Woodturner

Ron Alexander Demonstrates Water Base Finishes



A sampling of pieces on display at the
Jefferson Parish Library/Bayou Woodturners

The Art of Turned Wood



Segmented Vase (197 pieces) - Tom Dunne



Pierced Vase - Pear wood - O.B. Lacoste



Vase with bark medallion - Mimosa
Don McLaren



Bowl - "The Orb" with Corian stand
Eddie Castelin



Camphor vessel with Segmented ring of Walnut
Charlie Kragle



Split Turned Oak Vase
Jerry Markowitz



Bowl with Polychromatic Inlay – Larry Zarra



Lacewood Bowl – Marlowe McGraw



Box with Stained Glass Insert
Mike Wilensky



Bayou Woodturners
P.O. Box 231293
New Orleans, La. 70123

Place
Stamp
Here

The Bayou Skew

The Bayou Woodturners' Newsletter



In this issue:

- Ron Alexander continues his series on finishes with
Food Safe Finishes
- Index to past issues of the Bayou Skew
- Photos of a few of the almost 100 pieces on display at the
Art of Turning Wood exhibit at the Jefferson Parish Library
- And much more ...



Box with Corian top
Dennis Wall