


# The Bayou Skew

The Bayou Woodturners' Newsletter

September 2001

Volume 03

Issue 9



## CONTENTS:

- Page 1 .... From the Headstock
- Page 2 .... Meeting Minutes
- Page 3.... Turning Tips
- Page 4.... Map/Directions
- Page 5.....On the Web
- Page 5... In the Journals
- Page 6.. Around the Clubs
- Page 6.. Sponsors
- Page 7... Sharpening Demo
- Page 9... Gallery
- Page 10... more Photos
- Page 11.. Library Setup



Bayou Woodturners  
P.O. Box 231293  
New Orleans, Louisiana 70123

Steve Rome - President  
Keith Welsh - Vice President  
Eddie Castelin - Treasurer  
Dennis Wall - Secretary  
Jerry Markowitz - Photographer  
Charlie Kragle - Membership

## From the Headstock

Several weeks ago a group of us set up the turnings that we had collected from you at the Jefferson Parish library. After it was all on display we stepped back, took measure, and truly were impressed. We, as a club, have come a long way in the last few years. The work on display is quite impressive. I didn't realize that we had so much talent down here in the bayou. I already have had a number of calls complimenting our work and inquiring about our club. Our presentation demonstration went really well with over sixty people in attendance and we signed up a couple of new members that night! The Times Picayune covered the demo and gave us a little feature in last Sunday's paper. I guess we are faithfully following our mission statement by "educating and promoting the craft of woodturning". I have to call the effort a complete success. If any of you have not made it to the library yet, don't miss it. Take along a friend or the family and show them what we've been up to. You'll truly be proud of our efforts!

This month, we will meet under Marlowe's house in what I call a New Orleans' basement. Marlowe is a very advanced turner and great demonstrator. His work is in numerous galleries and he participates in several high-end craft shows. As always, I'm sure he will have a lot to show us and we will have an opportunity to see what he's been up to. Come check it out! Last month's impromptu opened lathe session really kept the interest of the gang. I chucked up a bowl blank after Kevin and Keith did their demo and several of us took turns working on that

**Next Meeting**  
**10:00 AM**  
**September 8, 2001**  
**Marlowe McGraw**  
**1047 Moss St.**  
**New Orleans LA**  
**70119**  
**Directions & Map**  
**on Page 4**

On the Internet at: [www.woodturners.com](http://www.woodturners.com)

*From the Headstock continued from previous page*

piece of wood till we ended up with a bowl. I found it interesting to watch the variety of approaches and techniques displayed by the participants. This unscripted, casual atmosphere made it easy and comfortable for us to “step up to the plate” and give it a whirl. It’s always entertaining to watch the shavings fly, so I suggest that we do this more often.

I hope everyone is gearing up for the Christmas ornament drive. This will dovetail with our president’s challenge where we will award some actual prizes this time. This event is a great way for us to give a little back to the community. It’s fun to watch the faces of the recipient’s as we present the ornaments and witness the look on their faces as they wonder, “How did they do that?” Ornaments are small and relatively easy to make, so turn out as many as you can. It’s also great practice with little investment.

The end of the year is fast approaching, which means we need some nominations for officers and volunteers for committees to keep our club humming along. Don’t let the burden of running this organization fall on the shoulders of the same few people. Please find a way to help in what ever capacity you can.

Again, thanks to everyone who submitted pieces for the library show.

Hope to see you at Marlowe’s,

**Steve Rome**

President, Bayou Woodturners



On Display at the Jefferson Parish Library

*Sarah Lingle*  
Bud Vases  
Rosewood  
Mesquite  
Olive wood



**Meeting Minutes**

Our meeting was called to order at 10:41 a.m. First off, a major thank you to Kevin and Jackie Berthelot for not only hosting but also feeding our hungry bunch. Great jambalaya folks! Our exhibit at the Jefferson Parish Eastbank Regional Library on West Napoleon is finally under way. Response to our call for pieces to exhibit was so overwhelming that we could not fit them all in the cases. Everybody who brought work is represented in the exhibit. There were a total of 105 pieces by 17 different individuals. Thanks to Steve Rome, Keith Welsh, Charlie Kragle and especially to Jerry Markowitz who did all the photography, the signs, and bringing it all together. Thanks also to everyone who loaned work to the exhibit. If you have the chance, by all means stop by and see what you have wrought. Feedback from all I've talked to about the exhibit has been very positive indeed.

A neighbor of Dillard Ball has taken down a Sycamore tree and cut it up in to manageable lengths. Anyone interested in this free wood, contact Dillard. There may be some left by the time this gets out. Also, Dillard is working on a supplier to sell us some club logo hats at a good price. The first books purchased from our grant money were available for checkout this last meeting, and boy did they go out fast. A list of our current holdings -- videos, books and tools will be posted on the net soon. Also, we still have a little grant money, plus club funds to spend on more library materials, so if you have a suggestion, send it in. Dillard has suggested we purchase The World of Wood, on CD-ROM.

Don't forget the President's Quarterly Challenge for

*continued on page 3*

**Don't Forget**  
**President's Challenge for October**  
**Turn a Christmas Ornament**

Make lots of ornaments  
Bring some to donate to the kids  
at Children's Hospital  
Enter some in the contest  
Prizes will be awarded  
*Details will be forthcoming at the next meeting*



**Meeting Minutes continued from previous page**

October is Christmas ornaments. We may have gift certificates and/or ribbons this time to pass out as prizes. Remember also to make extra Christmas ornaments, as the Club would like to give them to Children's Hospital as part of our annual charity donation.

Harbor Freight has opened a store in the Airline Park shopping center. There are some great bargains to be had if you shop wisely.

Larry Zarra informs us that he will be participating in the 3 Rivers Art Show in Covington in November. I'm sure Larry will keep us apprised of any further details.

The business portion of the meeting concluded at 11:05 a.m.

Raffle: \$50.00 even.

*Show and tell:*

**O.B. LaCoste:** Lampshade of Georgia hackberry; natural edge bowl of wild cherry; vase of plumwood with turquoise inlay; natural edge bowl with piercing design, in sycamore; vase of wormy pecan; shallow bowl of Santos mahogany from Brazil.

**J.C. Vanderlick:** Footed bowl in spalted hackberry; bowl of magnolia; natural edge bowl, pecan.

**Larry Zarra:** Two hollow forms (one tall, one squat) in "half rotted red oak"; mesquite vase; bowl with incised beads -- dogwood; "shear scraped" bowl in sweetgum; thin wall bowl in sycamore.

*Finally, a plea from me in my other job as club librarian: If you have any videos or other materials*

*checked out please bring them back next meeting or mail them in. We'll be adding more new materials shortly and I'd kind of like to get our library in order before then, so check around and bring anything you find in -- thanks!*


That's all for this time.

See you in September at Marlowe's!

Dennis Wall,  
Secretary

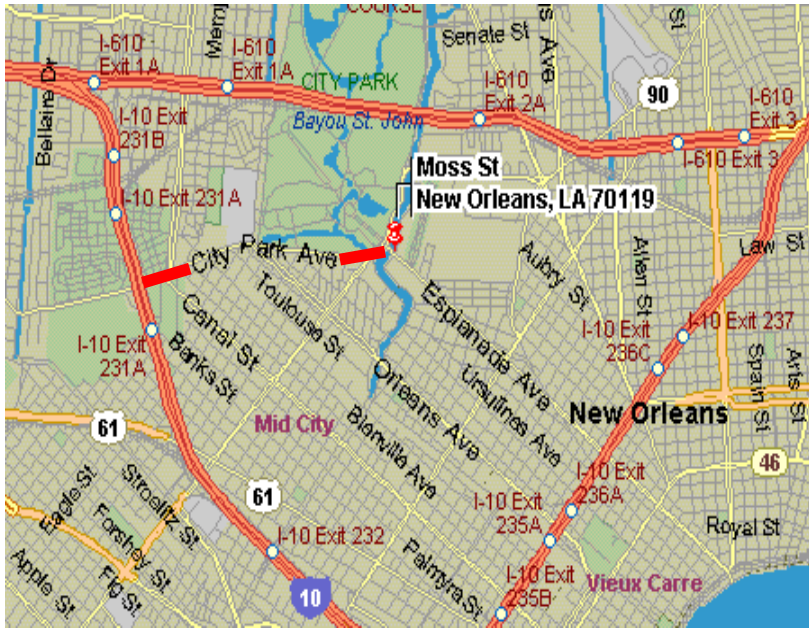
<b>Treasurer's Report</b>	
<b>By Eddie Castelin</b>	
<b>Beginning Balance:</b>	\$3,209.57
Income:	
Raffle	\$50.00
<b>Total</b>	<b>\$3,259.57</b>
Disbursements:	
Refreshments	\$14.30
Postage	\$24.82
<b>Total</b>	<b>\$3,220.45</b>
Balance - 11/15/01	

Terrell'



As many of you know this section formerly known as Turner's Tips has been renamed in honor of Lyle Terrell who past away in June. Lyle was a prolific contributor to this column. Let's make Lyle proud - send in your turning tips/hints/jigs/how to's and keep his memory alive by keeping this space filled.

(Your tips may be typed or handwritten - you may include a rough sketch or a photo if you like. Tips can be received by email, regular mail, or in person at the monthly meeting. - see page 5 for contact info).

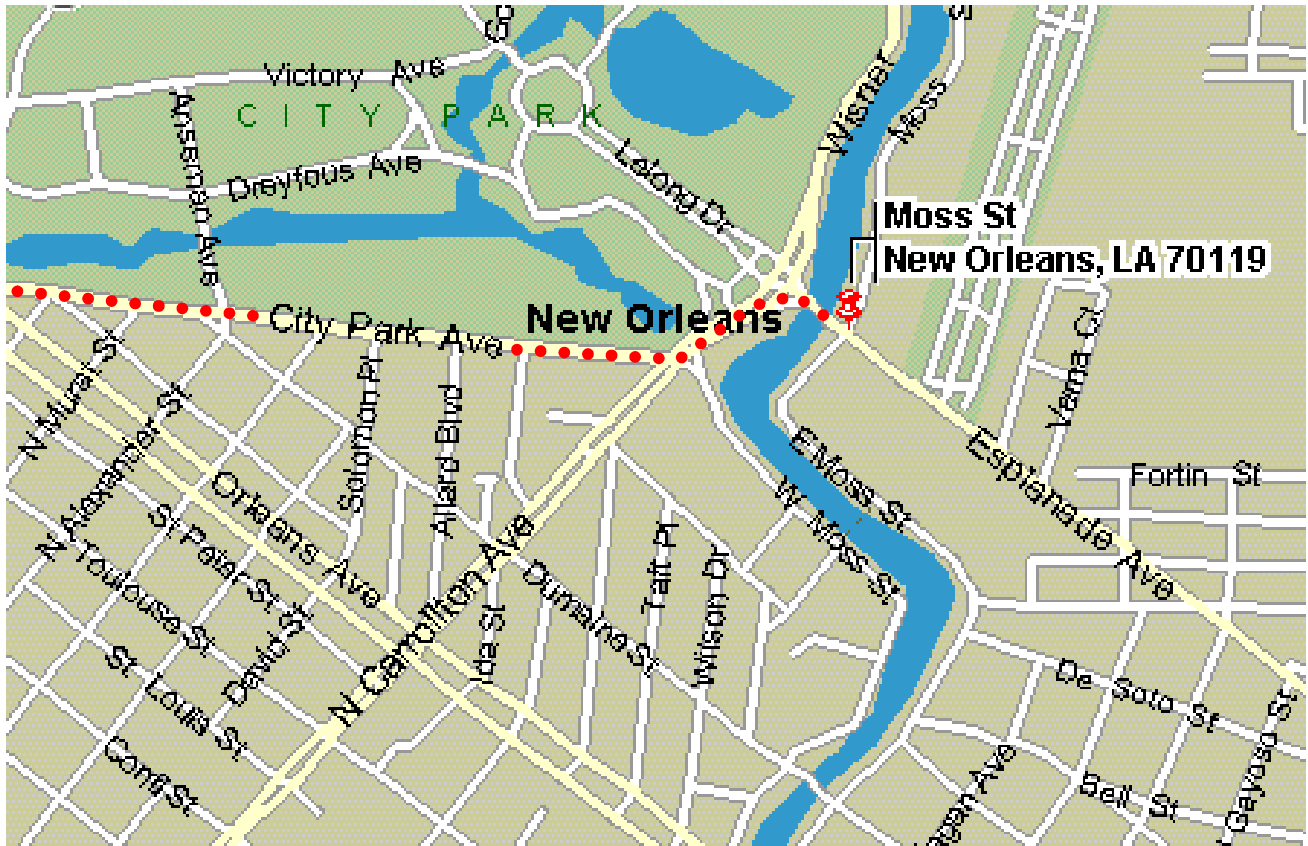


**Directions to Marlowe's House**

**1047 Moss St  
New Orleans LA 70119**

**Home Phone 486-4114**

**Exit I-10 at Metairie Road exit. Head toward City Park. You will past Delgado college and cross Carrolton Ave. Note: Metairie Road turns into City Park Ave and then Moss Street.**





This month we visit the internet site of Badger Pond ([www.wwforum.com](http://www.wwforum.com)). Here you will find a wealth of articles of interest to all woodworkers as well as turners in particular. Articles such as **Choosing Turning Tools, Custom Hollowing Tools, Sharpening Gouges, Finishing Pens, Air-dried vs. Kiln-dried Wood, Compound Miter Formulas, Adding Three Phase Power To The Small Shop, and Should I Buy CAD Software?** - to name a few.

Equipment reviews written by woodworkers that own the tools: **Tormek Sharpening System and Accessories, Powermatic Model #3520 Lathe, General 160-1 Lathe, Harbor Freight Lathe** and more.

Under a section titled FAQ you will find an excellent chart detailing **Wood Shrinkage Values**. Shrinkage of hundreds of species of wood is given as percent radial and tangential shrinkage from green to oven-dry moisture content. Ever wonder who made that Sears tools, lawnmower, or chainsaw that you own?, this site includes a listing that decodes the Sears Manufacturing Model Numbers and tells you what company made the product.

Downloads of software are also available including an index in Excel format for all WOOD magazine articles and projects from 1984 through 10/14/98, a panel sizing program - called PanelPro, and a Polygon Angle program. A listing, called the Woodworker's Portal has over 600 links arranged by a variety of topics—including most popular, recent searches, links to 12 wood forums, and 21 magazines.

There is a biography section that contains over 100 bios of woodworkers that are members of the Badger Pond Webworking family.

Another section called Shop Tours contains views of many of the woodworking spaces of the members.



In this column we will provide an index to the latest articles and tips found in the various wood working magazines that relate to turning. References marked with an asterisk are available from the Bayou Woodturners Library (see Denis Wall to check out)

*Turning Tasmania's Precious Timbers* AWR V31  
Special timber gets special treatment. Richard Raffan, Terry Martin, Andrew Potocnik, Gordon Ward and Douglas Bell were given different species to turn and write about. Nine page feature.

*WOOD TURNING: HANDY TOOTHPICK DISPENSER* CW Jun/July 01

Why can you never find a toothpick when you need one? Here's a handy holder and dispenser that you can turn. Set it on your table as an attractive addition and when you need a toothpick, turn it upside down and one emerges. The article also features 10 full color photos in a step-by-step process.

*More Woodturning Apr 01*

An Interview with Dick Sing  
The Exocet Hollowing System  
Crown Hollowing Tools  
Robert Sorby Eccentric Chuck  
Mounting Wood on the Faceplate

*Lathe Turning's Fab 5* PW Aug '01 p52

Most turning can be accomplished with just five basic tools.

CW – Canadian Woodworking  
AWR – Australian Wood Review  
PW – Popular Woodworking

If you have any questions, comments, turning tips, articles, photos, etc. you wish to put in the Newsletter please contact

Jerry Markowitz at:

email - [jerrymarko@yahoo.com](mailto:jerrymarko@yahoo.com)  
mail - 620 Chambertin Dr.  
Kenner, LA 70065  
phone (504) 464-6050



# Around the Clubs



This column provides a look into what other clubs around the country are doing; how they are organized, what their demonstrators are showing, and how they are promoting woodturning among their members and the public

## Alabama Woodturner's Association

Soren Berger of New Zealand will be a featured demonstrator as well as the host of two workshops. Soren has been turning for 23 years and is the creator of the "Viking end-grain hollowing tool".

Binh Pho will be hosting a workshop covering his "piercing designs" and air brush work.

## West Bay Area Woodturners' Society

French turner Jean-Francois Escoulen will be the featured demonstrator. Escoulen is best known for his multi-axis boxes.

## Ohio Valley Woodturners Guild

The Club is hosting *Turning 2001 Symposium*  
A three day regional woodturning symposium  
Featured demonstrators include: David Ellsworth, Christian Burchard, Michael Hosaluk, Johannes Michelsen plus 25 additional 1-hour sessions by many talented turners

## Nor Cal Woodturners

The club had a very interesting program with half-a-dozen members showing their entries in last years' State Fair and commenting on the judging the experience in general. Member Jerry Bracketti moderated as each participant talked about his turning and the comments made by the judges

## ADIRONDACK WOODTURNERS ASSOCIATION

Nine members brought their lathes to the meeting and after a demonstration on how to turn a goblet everyone had a chance to try to make their own.

# Bayou Woodturners Corporate Sponsors

**Acadian Hardwoods**  
**#1 Industrial Parkway**  
**Ponchatoula LA 70454**  
**(504) 386-6079**  
**(800) 489-6079**

**Southern Saw & Cutter Co. Inc.**  
**5808 Plauche St.**  
**Jefferson, LA 70123**  
**(504) 736-6063**  
**Fax: (504) 736-6064**  
**(800) 229-6063**

**Gueydan Lumber & Plywood Inc.**  
**4300 Airline Dr.**  
**Metairie, LA 70123**  
**(504) 833-2828**

**Riverside Lumber Co.**  
**5451 Morrison Rd.**  
**New Orleans, LA. 70126**  
**(504) 242-6624**

**Keith Welsh  
demonstrates  
how to get the Ellsworth  
grind on your bowl gouge**

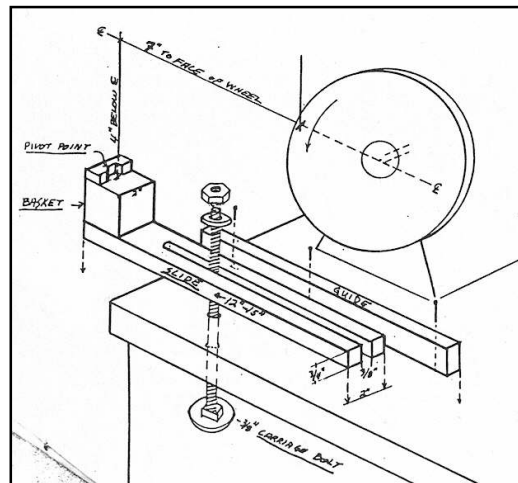
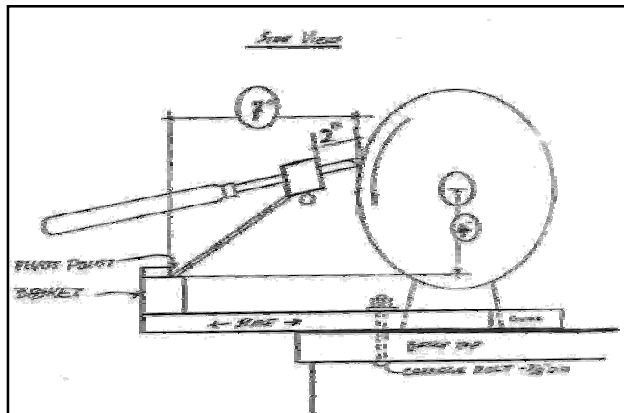


Keith explaining diagram of sharpening jig setup



Proper way to hold the sharpening jig

## How to use the Ellsworth Jig

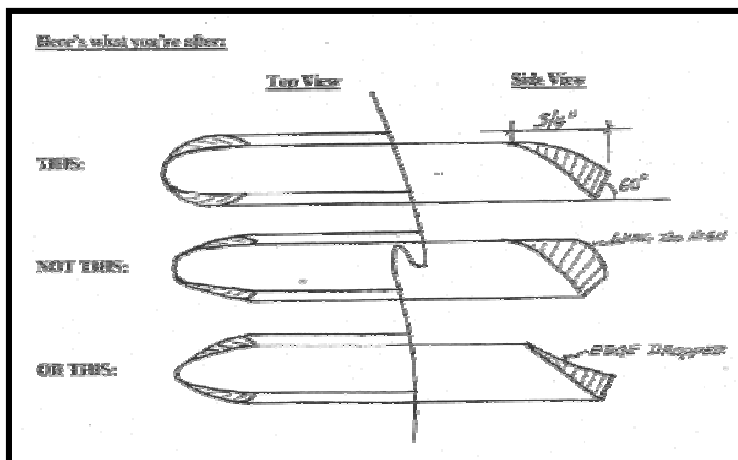


### Setting Up the Slide

- Cut Slide from 3/4" thick board, 2" wide, 15" long
- Cut slot to receive 3/8" carriage bolt
- Cut notch in "basket" for Jigs leg
- Position slide on bench so that it is parallel and directly below grinding wheel
- The pivot point of basket must be 4" below center hole in grinding wheel
- Basket (pivot point) is 7" from face of wheel

### Using Jig (Recommended for use with 5/8" diameter, deep fluted bowl gouges only)

- Slip gouge into jig, flute up, so that the tip protrudes 2" from front of jig
- Position tip of jigs leg into pivot point of basket
- Hold jig in both hands - do not hold jig with one hand and handle of the gouge with the other
- Sweep the gouge to the right then to the left
- Once the tip shape has been formed, you will never have to grind the tool again. Instead "dress the bevel" with smooth, delicate sweeps of the tool on the wheel
- Dress the wheel frequently with a diamond dresser
- Use 100-grit 6" or 8" pink or white aluminum oxide wheel



### Trouble Shooting

- Do not over-grind the sides of the gouge's tip. This will cause the edge to "drop" from a gentle convex arc into a straight or concave line. Solution: spend more time sharpening the end of the tip.
- Do not develop high "wings". These will bite the wood. Solution: Grind wings down, then use less pressure against the wheel when sharpening the end to the tip.

Text and drawings by David Ellsworth from Instructions included with The Ellsworth Sharpening Jig


# Member's Gallery



O.B. Lacoste with his lampshade, vase and carved bowl



Larry Zarra with his hollow form vessels



J.C. Vanderlick with his bowl



Kevin Berthelot demonstrates how to use his custom made molding jig



Keith, O.B., Steve, and Larry take turns at the lathe showing tool handling techniques in making a bowl



## Jefferson Parish Library Display



Display Cases featuring the work of the Bayou Woodturners



Steve Rome and Heather Welsh labeling the display pieces



Charlie Kragle, Don Mercante, and Keith Welsh trying to decide which piece goes where



Bayou Woodturners  
P.O. Box 231293  
New Orleans, La. 70123

Place  
Stamp  
Here

## ***The Bayou Skew***

***The Bayou Woodturners' Newsletter***



---

---

### In This Issue:

- Keith Welsh demonstrates the Ellsworth Grind
- Kevin Berthelot demonstrates some faceplate work
- Steve Rome, Larry Zarra, Keith Welsh, O.B. Lacoste take turns at the "Open Lathe"
- The Bayou Woodturners display at the Jefferson Library
- And much more ... inside