

The Bayou Skew

The Bayou Woodturners' Newsletter

September 2002

Volume 04

Issue 9



CONTENTS:

- Page 1 From the Headstock
- Page 2 Meeting Minutes
- Page 3 Officer Descriptions
- Page 4 Map/Directions
- Page 5 On the Web
- Page 5 ... In the Journals
- Page 6 .. Around the Clubs
- Page 7 ... Turning with O.B.
- Page 9 ... First Mini-Session
- Page 10 ... Member's Gallery



Bayou Woodturners
P.O. Box 231293

New Orleans, Louisiana 70123

Keith Welsh – President
keith@woodturners.com
Larry Zarra – Vice President
larzar@bellsouth.net
Eddie Castelin – Treasurer
eddiecastelin@cox.net
Dennis Wall – Secretary
dwall@mail.jefferson.lib.la.us
Jerry Markowitz – Newsletter
jerrymarko@yahoo.com
Charlie Kragle – Membership
ckragle@earthlink.net

From the Headstock

If you missed the August meeting, you missed a good one. We started early with Eddie and O.B. doing mini-demos. There was a good size crowd and they really enjoyed it. We hope to continue these demos with more and more emphasis on hands-on. Thanks to Eddie and O.B. these early activities helped get the meeting started by 10:10 a.m. and finished by 1p.m. We had the largest amount of wood for the raffle this year. There were some nice large pieces including mesquite logs. There was two tables filled with "Show and Tell" and Gorst's slide presentation was impressive.

Christmas ornament signup. Several members have signed up for making and donating Christmas Ornaments at the meeting. If you cannot make the next meeting or missed this one, please e-mail me with the number of Christmas ornaments you will donate. Your donations will help raise money for Children's' Hospital and will promote the Bayou Woodturners. Any ornaments you enter in the President's Ornament Challenge will be donated to the hospital. You are welcome to show any ornaments at the Show and Tell section of the meeting without donating them.

Check you directory e-mail address. I have sent out e-mails to the members recently and received many non-delivery messages. If you have changed your e-mail in the past year, please let me or Charlie know. We would also like to save money by e-mailing the Bayou Skew for those who would like their Newsletter electronically in color. Please e-mail Jerry with your e-Skew request. Call for Nominations of offices. The process of electing club office has begun. Due to the October Pig Roast, we had to

Next Meeting
10:00 AM
September 14th, 2002
(Mini-Session starts at
9:00 AM)

Jerry Markowitz
620 Chambertin Dr.
Kenner La 70065

Directions & Map
on Page 4

On the Internet at: www.woodturners.com

From the Headstock continued from previous page

start nominations one meeting early. Currently, Eddie Castelin was nominated for President, Dennis Wall for Secretary, and the V.P. and Treasurer are vacant. We need the help, get out there and volunteer for an office. It is for only a year. Your contribution is essential.

Can't wait to see you Woodturners again in just three short weeks, September 14th.

*Keith Welsh
President of the Bayou Woodturners*

Treasurer's Report By Eddie Castelin

Beginning Balance:	\$2,844.05
Income:	
Raffle	\$130.00
Total	\$130.00
Disbursements:	
Hall Rental	\$25.00
Videos	\$63.27
Newsletter	\$39.15
Refreshments	\$25.00
Total	\$152.42
Balance - Aug 30, 2002	\$2,821.63

Wanted
CADD software for IBM compatible computer. Autocad preferred, but others may be okay.
Contact Eddie Castelin at 504-382-4507

The Bayou Woodturners are pleased to welcome our newest member---
Louis Cundiff.



Meeting Minutes

Our meeting was called to order at 10:05 and let us start by saying thank you to our pre-meeting demonstrators, O.B.Lacoste and Eddie Castelin, and to Gorst Duplessis for his slide presentation.

Gordon and Laura Ousset will have a table at the Poydras Home art show in October and are willing to share space with anyone who has work to sell. There's a form with the particulars in our August newsletter.

Larry Zarra may be going to the Texas Turn or Two in October. If you are interested in going with Larry, please contact him.

We put out a sign-up sheet for the Christmas ornament donation at this meeting. These donations will be collected at our October meeting. That will also be the date of the Christmas ornament competition. Remember, any entries to the competition will automatically become donations. There will also be a wood swap at the October pig roast and a top turning competition.

Our September meeting will be held at Jerry Markowitz's place. The October meeting is, of course, our annual pig roast. Our November meeting will be held at Patrick Leech's shop in Pontchatoula.

Nominations for next year's officers were thrown open at this meeting. So far the only folks nominated are Eddie Castelin for president and yours truly for secretary. Our much-advertised amendment to the by-laws (to make the incoming vice president the president-elect for the following year) was passed, and just as quickly rescinded because nobody was willing to make the two year commitment. As you might guess from the above, we're having trouble getting people to be club officers. Larry Zarra suggested we throw board meetings open to anyone who wants to attend. That way people will see how things are actually run and might be more willing to serve as club officers.

The business portion of the meeting concluded at 10:34.

Raffle: \$130.00 -- a record!

That's all for this time and remember our September meeting will be at Jerry's where he will discuss photographing your work.

*Dennis Wall
Secretary*

For those interested in running for office

The following is a brief description of each office and how the club is currently being run.

In General, the officers along with the Newsletter Editor/Photographer, Membership Chairman, and Past Presidents plan and organize the club's activities and direction.

The **President** is the principle executive officer of the Chapter. His/Her duties include the supervision and control of all the business and affairs of the Chapter. He/She is responsible for arranging the schedule for meetings, the meeting venues, the meeting demonstrators, and conducting the meetings. He/She is responsible for setting the direction of the club, conducting community service, and other miscellaneous activities in which the club may participate. The President can delegate any or all tasks associated with these activities but is responsible to ensure that they occur. The first two years of the club the President spent considerable amount of time just to organize meetings. After 4 years with the additions of new and active members to assist, the time spent by the President has been reduced.

The **Vice President**, in the absence of the President at an event will perform all the duties of the President and when doing so has all the authority and responsibilities of the President. The President can delegate any or all tasks associated with these activities or responsibilities the Vice President.

The **Secretary** will keep the minutes of the meetings, ensure that all bylaws are followed, and the minutes of each meeting are sent to the AAW Administrative office. We send the Bayou Skew to AAW through our Newsletter editor. The President can delegate any or all tasks to the Secretary.

The **Treasurer** will collect all membership fees and other monies belonging to the Chapter. He/She is responsible for keeping current and accurate records of all monies and membership paid-up status.

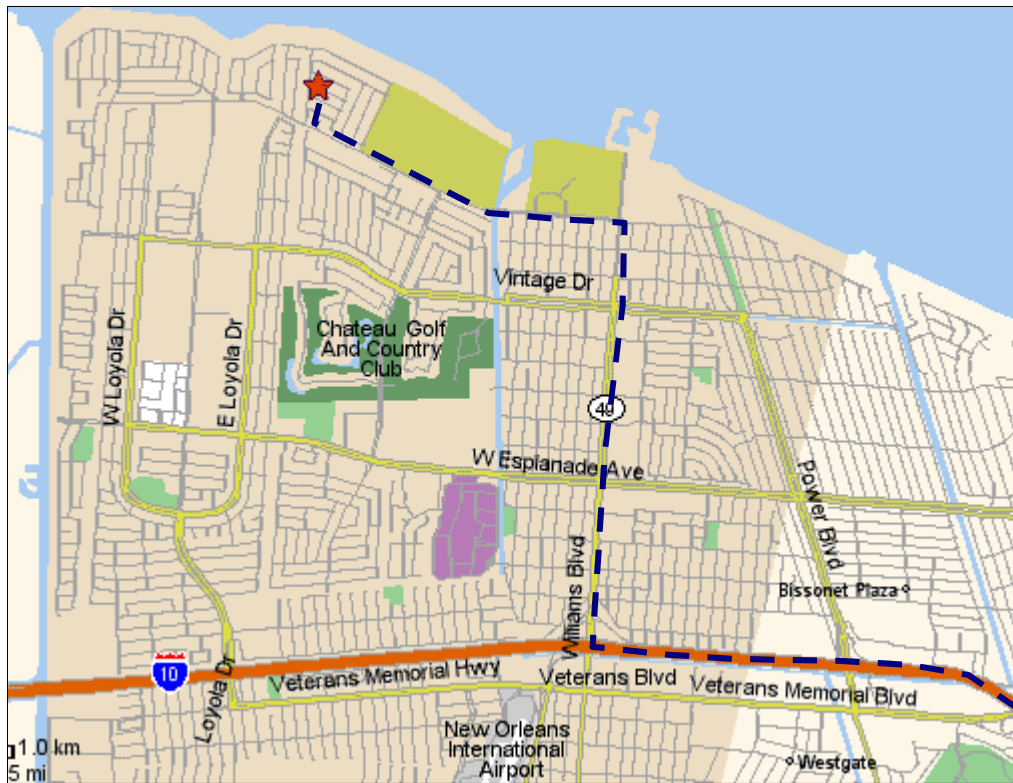
We also have a **Membership Chairman** who assists the Treasurer with the membership records and monies.

INFO-CLINICS ARE HERE!

In an effort to expand the demonstration at meetings, the board has decided to create "Info-Clinics" prior to the beginning of the business meeting. These clinics will cover topical subjects, tool tips, turning techniques and more. Designed to be very short (20 minute) programs, they will be taught by various members whose expertise runs in the subject area.

It all starts at **9:00** and wraps up prior to the business meeting at 10:00.

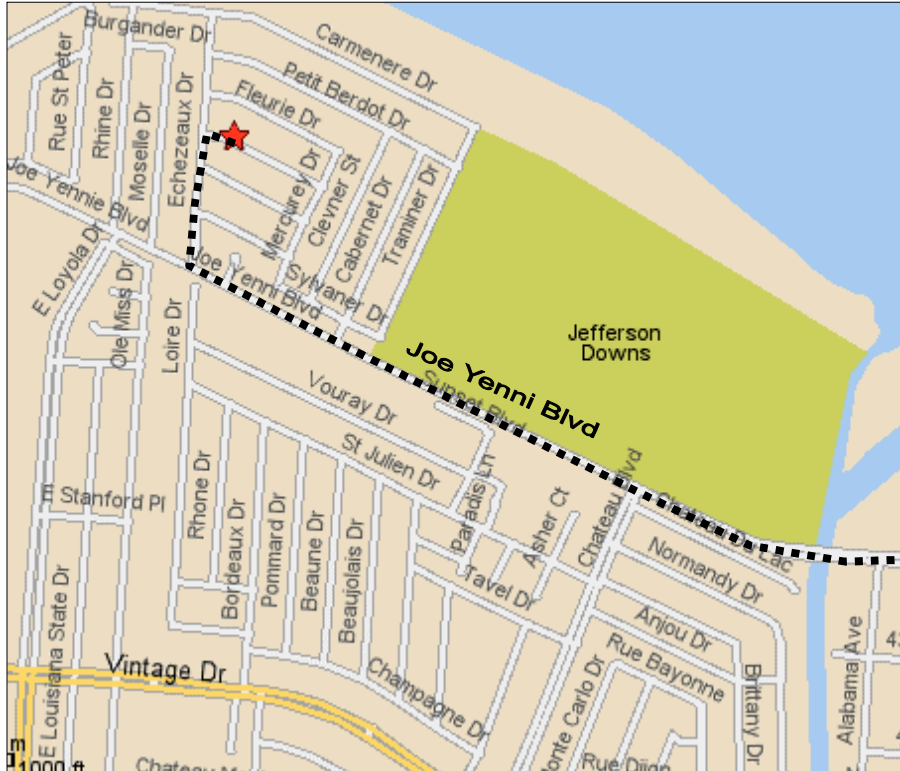
In the near future you can expect clinics on special tools and chucks for your turning pleasure and another look at ornaments, bottle stoppers and other Christmas favorites. Be in that early bird number and get some shavings under your feet Saturday morning **9:00 AM September 14th**.



Directions

620 Chambertin Dr
 Kenner, LA 70065
 (504) 464-6050

From New Orleans take I-10 West to Williams Blvd (exit 223A). Head north on Williams Blvd about 1.6 miles toward lake. Turn left at light at Joe Yenni Blvd. Go about 1 mile on Joe Yenni Blvd, past former site of Jefferson Downs (now building Gabriel Subdivision), blinking light at Cabernet Dr, to Echezeaux Dr. Turn right on Echezeaux Dr. Turn right at 2nd stop sign - Chambertin Dr. Proceed down Chambertin Dr to 6th house on left - White brick, Blue shutters, black roof.





Over the past two years this column has reviewed mostly websites hosted by individuals that are of interest to woodturners. This month we continue with our list of places to go on the internet for plans and descriptions on how to build jigs, get woodturning tips, and find full length articles that cover such subjects as; finishing turn projects, roughing out a bowl, to how to make a platter.

Some of the Internet address (**those in bold**) will lead you directly to the website of the individual(s) that wrote the article or built the jig. In other cases, the address (*in italics*) will take you to a site that has an extensive listing of jigs, tips, or articles. Click on one and you will be able to view the information.

As always if anyone knows of a website that should be included in the above list or profiled at a future date please forward internet address to jerry-marko@yahoo.com.

Roughing out a bowl by Roger Austin



<http://www.rtpnet.org/~twnc/basics/bwlrrough/bwlrrough.html>

Spindle Handled Bowl by John Bese



<http://www.gvwg.ca/spindle.htm>

A Sharpening System for Woodturning Tools by Brian Clifford



<http://www.a1studio.freemove.co.uk/widgets/grindingjig/grindjig.html>

Turning Potpourri Lids by Garrv Bowes



<http://valleywoodturners.userworld.com/gb-potpourri-1.htm>



In this column we will provide an index to the latest articles and tips found in the various wood working magazines that relate to turning. References marked with an asterisk are available from the Bayou Woodturners Library (see Denis Wall to check out)

Well-Rounded Table Lamp: Wood, Feb 2002 Issue 139 pp 56-59. Turn a classic Biedermeier-style lamp base step by step.

Glass-Domed Snack Tray: Wood, Apr. 2002 Issue 141. Serve up style by turning this plate, cheeseboard, and knife handle.

Hollow, Spiral Turned Candlestand: WWJ, Nov/Dec 2001 Vol 25 No 6 pp38-41. The author "loves the idea of a project that someone picks up, stares at for a minute, and says 'how'd they do that?'"

An extraordinary perception – Iona Elliot profiles master technician and craftsman Richard Raffan. Woodturning, Feb, 2002

Around the Clubs



This column provides a look into what other clubs around the country are doing; how they are organized, what their demonstrators are showing, and how they are promoting woodturning among their members and the public

Adirondack Woodturners Association

Turner Ian Kirby will discuss the things that judges look for when evaluating pieces at exhibitions.

We're Looking for a Few Good...Q & A.

The Club is calling for questions and answers pertaining to woodturning, or general woodworking, Selected Q's & A's will be printed in the Newsletter. All readers are invited to submit answers.

Greater Vancouver Woodturners

The Club has been asked again to participate in a fundraiser, Project Empty Bowl. The last event raised enough to money to provide over 10,000 meals to men,women and children living with AIDS. Project Empty Bowl 2002 took place on March 21st at the Canadian Craft Museum. The Club has been asked to will provide both small bowls (approximately the size of a cereal or salad bowl) to be handed out at the door and larger bowls whatever form takes your fancy)for a Silent Auction.

Cascade Woodturners Association

The Club will host Allan Batty from England.

If you have any questions, comments, turning tips, articles, photos, etc. you wish to put in the Newsletter please contact

Jerry Markowitz at:

email - jerrymarko@yahoo.com
mail - 620 Chambertin Dr.
Kenner, LA 70065
phone (504) 464-6050



Corporate Sponsors Bayou Woodturners


R.J. Marchand
3515 Division Street
Metairie, La



(10% Discount on Abrasives)

Riverside Lumber Co.
5451 Morrison Rd.
New Orleans, LA. 70126
(504) 242-6624

Woodturning
with
O.B. Lacoste



~~~~~ Shop Notes ~~~~~


Let's be creative. Make your next turning look and feel like fine leather. Use a piece of black walnut and turn it to the desired shape. Sand it to completion going through the grits and stopping at 220. Now take your propane torch and burn it uniformly black all over. Caution- be careful not to set your shop on fire. Having a fire extinguisher on standby might be a good idea.

Now, using a wire brush, brush off all the ashes and burnt wood. Now torch it again and wire brush the surface again. Do this 3 or 4 times until the surface looks and feels like leather. I think you will be quite surprised. Finally, apply your favorite finish. Show your piece to your friends and ask them to tell you what it's made of. Bring it to the next meeting and show it off. Have fun and keep your tools sharp.

***Sell Your Work  
at the Poydras Home Art  
Show***

**Gordon & Laura Ousset have a table at the Poydras Home Art Show which they are happy to share with other members who would like to sell their work. The show is Saturday and Sunday, Oct 26-27. Four members have already indicated interest. There is room for 2 - 4 more, so if you would like to participate, please contact Gordon at [ousset@datastar.net](mailto:ousset@datastar.net) or 601-798-0698.**

# Cochon du Lait



**What - Pig Roast**

**When - Oct 13, 2002**


**10:00 AM- til**

**Where - Dick & Julia Gahn's**

**Who - All Club members, husbands/  
wives/significant others /kids**

**Dick & Julia will provide the Pig, Fried Turkey, Rice Dressing, Bread and paper goods. Please bring a covered dish, your own drinks (soda, beer, wine, etc.) & lawn chair(s).**

**Bring your Belt Sander and participate in the 3<sup>rd</sup> annual Bayou Woodturner's 500 Belt Sander Race**




**Wood swap at the annual pig roast**

Every month we bring wood to offer up free for the raffle. At the October meeting we are going to do something different. If you have some extra special pieces of wood that you do not want to give away but would consider trading, bring them to the October meeting. No rules or formal format, just an opportunity to trade and upgrade.



# 2003 Calendar Challenge



Bring you favorite or most unusual piece to the September meeting. Pieces will be photographed at the meeting and at the Pig Roast in October members will vote on their favorites. Winners will be published in the Club's 2003 Woodturning Calendar. More information and the official rules for the entries can be found in August Bayou Skew

Charlie is lonely.  
He needs to hear from you



Seriously. Please update your e-mail address, even if it has not change. Just drop Charlie Kragle, our membership Czar, an e-mail with your current internet address. Send your note to [ckragle@earthlink.net](mailto:ckragle@earthlink.net)

**Woodworking Show is coming to  
New Orleans in January 2003**

**Get those gallery pieces finished!  
(more info to come)**



**The next President's Challenge will be  
the Christmas Ornament competition to  
be judged at the October pig roast.**



Get the Club Logo put on your  
WoodTurners Smock

O.B. Lacoste has made arrangements with an Embroiderer in Lafayette to have the Club Logo put on your turners smock for just \$10.00. Contact O.B. (337-232-4469) for further information.

If you do not have a smock – Check out the Crafts Supply Catalog. They are selling them for \$49.99 ([www.craftsusa.com](http://www.craftsusa.com))



A crowd gathers around O.B. Lacoste during his demonstration on turning a Christmas Ornament in the Club's first premeeting mini-session.

A Special thanks to Eddie Castelin (not pictured) for not only demonstrating, but also coordinating the mini-sessions.

Be sure to arrive early (9:00AM) for the September mini-sessions where Eddie will continue to show his techniques for making ornaments.



# Member's Gallery

Show and tell:

**O.B. Lacoste:** Hackberry vase with pierced design; banksia pod footed box with corian and ebony top; box with pierced design in the lid; turned angel -- sweet olive with a bocote halo; vessel of wormy persimmon with a cardinal wood rim.

**Stephen Palmes:** Two bowls -- wood not identified.

**Keith Welsh:** Lidded jar and shallow bowl, both of mesquite.

**Francis LeJeune:** Crepe myrtle enclosed form; tall vase of red oak; bowl cocobolo top and bloodwood base.

**Steve Widdicombe:** natural edge bowl in spalted pecan; goblet, also of pecan.

**Paul Burke:** boxes: Spanish cedar, spalted maple with rosewood finial, camphorwood, oak (live oak?).

**Tom Dunne:** Large two-tone egg -- claro walnut and segmented birdseye maple.

**Marlowe McGraw:** Large spalted pecan bowl -- danish oil and wax finish.

**John Coyle:** Segmented bowl -- bloodwood; maple segmented bowl with bloodwood inserts; hollowform in sweetgum; segmented lidded bowl -- walnut and maple; "genie" style vase -- walnut and poplar.

**Ken Lacassin:** Locust bowl.

**Larry Zarra:** Locust hollowform; mulberry hollowform with dyed (black) interior; small hollowform -- crabapple; sweetgum bowl -- scorched black and the splits mended with copper wire; ash bowl, also scorched and gone extremely oval in the drying.







Bayou Woodturners  
P.O. Box 231293  
New Orleans, La. 70123

Place  
Stamp  
Here

## ***The Bayou Skew***

***The Bayou Woodturners' Newsletter***



---

---

### Inside the Bayou Skew:

- Elections are coming up – read what is involved in being an officer
- Shops Notes from O.B. Lacoste
- Upcoming Events –
  - Pig Roast
  - Calendar Challenge
  - President's Ornament Challenge
- Member's Gallery
- And much much more...



**Gorst Duplesses**