

# The Bayou Skew

The Bayou Woodturners' Newsletter

December 2002

Volume 04

Issue 12



## CONTENTS:

Page 1 .... From the Headstock  
Page 2 .... Meeting Minutes  
Page 3 .... Turning Tips  
Page 4 .... Map/Directions  
Page 5 .... On the Web  
Page 5 ... In the Journals  
Page 6 .. Woodturning with O.B.  
Page 6.. Sponsors  
Page 7... Collaborative Challenge  
Page 9... Gallery



Bayou Woodturners  
P.O. Box 231293

New Orleans, Louisiana 70123

Keith Welsh – President  
[keith@woodturners.com](mailto:keith@woodturners.com)  
Larry Zarra – Vice President  
[larzar@bellsouth.net](mailto:larzar@bellsouth.net)  
Eddie Castelin – Treasurer  
[eddiecastelin@cox.net](mailto:eddiecastelin@cox.net)  
Dennis Wall – Secretary  
[dwall@mail.jefferson.lib.la.us](mailto:dwall@mail.jefferson.lib.la.us)  
Jerry Markowitz – Newsletter  
[jerrymarko@yahoo.com](mailto:jerrymarko@yahoo.com)  
Charlie Kragle – Membership  
[ckragle@earthlink.net](mailto:ckragle@earthlink.net)

## From the Headstock

At the end of another year, I look back and see how far the Bayou Woodturners have come. I see how my own skills have improved because of all the things I have learned from others and all the help that our membership has brought to our events. I have no doubt that this is only the beginning of the Bayou Woodturners and there will be great things to come.

The New Orleans Woodworking Show will be a big event to start off 2003. If everything goes as planned, we will receive tremendous exposure this year. The Show has traditionally brought us a minimum of ten new members each Year and has brought a lot of knowledge to one place at one time. This event is one you should not miss.

### Turning Heroes

We all want to be promoters of woodturning. For those who have the nerve to stand up in front of a crowd and show their skills and personality flaws to the world, I thank you. You are Turning Heroes.

We will have featured demonstrators at the Woodworking Show. Each demo will be approximately between 30 to 60 minutes long and a poster will be set up at the booth to highlight your demonstration. Hopefully, the poster

will have a picture of your work, the time you will demo, and the subject matter. If you want to be a featured demonstrator, please see me and let me know when and what you will demo.

### More Volunteers

So far I have the following members signed up to man the booth. On Friday we have Ken Lacassin, Jerry Markowitz, Reidar Klemetsen, Dennis Wall, Laura & Gordon Ousset, Ray Hoffman, and Louis Cundiff. On Saturday we have Dick Gahn, O.B Lacoste, and Dennis Wall. On Sunday we have Dennis Wall. We currently

Next Meeting  
**10:00 AM \***  
**December 14<sup>th</sup>, 2002**

**R.J. Marchand**  
**3515 Division St**  
**Metairie La**

**Directions & Map**  
**on Page 4**

**\* Mini-Session**  
**Starts at 9:00AM**

On the Internet at: [www.woodturners.com](http://www.woodturners.com)

***From the Headstock continued from previous page***

have the following featured demonstrators Tom Dunne, O.B Lacoste, Mark Demanuelle, Gorst Duplessis, and Keith Welsh. I must turn in the names in December, time is getting short, and space is getting cramped, so let me know before or during the December meeting if you are going to volunteer to man the booth. Your participation gives you free entry to the show so, please see me if you want to participate.

***Free Drawing***

We will also offer a free drawing to the customers. This will draw more people to our booth and encourage more people to hang around. I will need to know if you can donate a piece of work to the drawing. I would like to have 9 things to draw. We could have two drawings a day at noon and 4p.m.

***Juried Show***

The Woodworking Show organizers have offered to provide contest judges and prizes for us. All we have to do is bring our work to the show, set up some categories and we win. I will propose two categories to the show organizers; 1. The best Artistic with 1st., 2nd. and 3rd. places and 2. The best Functional 1st., 2nd. and 3rd. places. If you want to get into this game, let me know. To enter you will be responsible for bringing your work to the show or making arrangements with one of the participants.

***Kids & Woodworking***

The Show's organizers have asked if any of us would like to volunteer for a program that works with kids doing scroll-sawing projects. For helping for one day they will give you a three-day pass. The program goes from one

Hour after the doors open to one hour before the doors close each day. Heidi has asked me to send her any volunteers by December, SO time is short. Please let me know ASAP, if you want to participate. If you need more

Information call me at 504-738-5406 or you can call Heidi Weiss at 310-477-8521 ext.314 or they have a toll-free number, 1-800-826-8257. If you call them, let them know you are with the Bayou Woodturners.

***Final Note***

Thank you all for making the Bayou Woodturners the best woodturning club in the AAW. Your participation at everything from the Show and Tell, Hosting a meeting, sharing things that you have learned, or giving a demonstration, makes the difference.

Thank You

Soon to be Past President of the Bayou Woodturners,

*Keith Welsh*



**Meeting Minutes**

Our meeting was called to order at 10:00 a.m. (our official starting time --a first!). We thank Patrick Leech for hosting this time. We also say thank you once again to Dick and Julia Gahn for hosting our annual pig roast, and providing and cooking the pig. Also, thanks to Steven Latter for the free beer and to Kirk Gordon for the homemade ice cream (two kinds, no less). While we're thanking people, a big thank you to Gordon and Laura Ousset for getting us in the Poydras Street craft show.

Our December meeting will be held at Marchand's in Metairie. O.B. O'Brien of Alabama will show us how to do fluting. He will also demonstrate (and sell) Jamison style boring bars for mini lathes.

Craft reports, the magazine that covers the business end of crafts, features a kaleidoscope made by our own Phil Coghill in the current issue. If you're interested in selling your work, the magazine is a good investment; subscriptions cost \$35.00 a year.

Mark Demanuelle, our dealer in bulk sales informs us that we save of the purchase of CA glue only if we buy it in big bottles. Contact Mark for any further information. Mark will likely place another order for burl sometime early next year.

There is a new website -- Toolseeker.com which will help you find serious bargains in tools. One of our members used it, and is very pleased with the results.

After several meeting of pleading and cajoling we finally have a full slate of officers for next year. They are: Eddie Castelin, president; Charlie Kragle, vice president; Dennis Wall, secretary; and Gordon Ousset, treasurer.

Remember folks, the end of the year is fast approaching and that means it's DUES TIME once again. You need to pay dues to the club, and incidentally to AAW if you want to demonstrate (and get in free) at the upcoming woodworking show at the end of January. We had a lot of fun at the Show last time and it would be a shame to miss the fun at the 2003 Show.

Eddie Castelin made a motion that the club buys a complete set of AAW symposium videos for each year. This was seconded and passed.

The 2004 AAW symposium will be in Orlando, Florida, a little closer to home than usual, and we need to start thinking about a collaborative project for that event. Please try to have a few ideas ready next time.

The next President's challenge will be bottle stoppers. We need more ideas, and more participation for these challenges, and would greatly appreciate some sugges-

*continued on page 3*

*Meeting Minutes continued from previous page*

tions at the next meeting. Also, while we have met our minimum quota for Christmas ornaments, we still could use a few more to make the total number respectable. If you can come up with a few more before the end of November, please contact Eddie or Keith.

We have tentative meeting sites worked out for close to half of next year. As of this writing, the sites are: January at Dick Gahn's where Dick will demonstrate his now-famous inside out technique; February at the Harahan Senior Center -- this will be an open meeting for anyone outside the club who wants to attend; March at Riverside Lumber; April at Larry Zarra's place (this is still very tentative); and May back at the Senior Center.

Eddie has a couple of suggestions for the upcoming year. The first he calls SKEW: skill, knowledge, education workshops. These would be day-long workshops, held perhaps twice a year apart from regular meetings and covering all aspects and techniques of turning, from beginning to advanced. The second suggestion is a special raffle. Each person puts in \$20.00, and the winner gets a scholarship to Arrowmont, all expenses paid. This would be for the summer, when the big names in woodturning teach there. The only catch is that the winner must give the next demonstration after their return.

The business portion of the meeting concluded at 10:37.

Raffle: \$50.00

Show and tell:

**Mark Demanuelle:** cocobolo goblet.

**Eddie Castelin,** Maple burl ring boxes, dyed blue, black, and magenta with stamp pad ink, the last with a Corian insert.

**John Coyle:** Segmented bowl with crosshatch de-

sign -- maple and bloodwood; napkin corner segmented bowl with herringbone pattern, canary wood, black walnut, and bloodwood; segmented bowl -- red palm and blackwood.

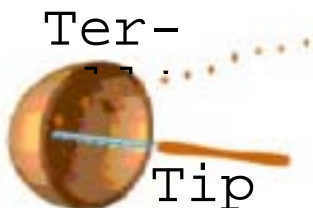
**Paul Burke:** tall camphorwood box.

That's the details for this month's meeting; see you in December for the last meeting of the year.

*Dennis Wall,  
Secretary*

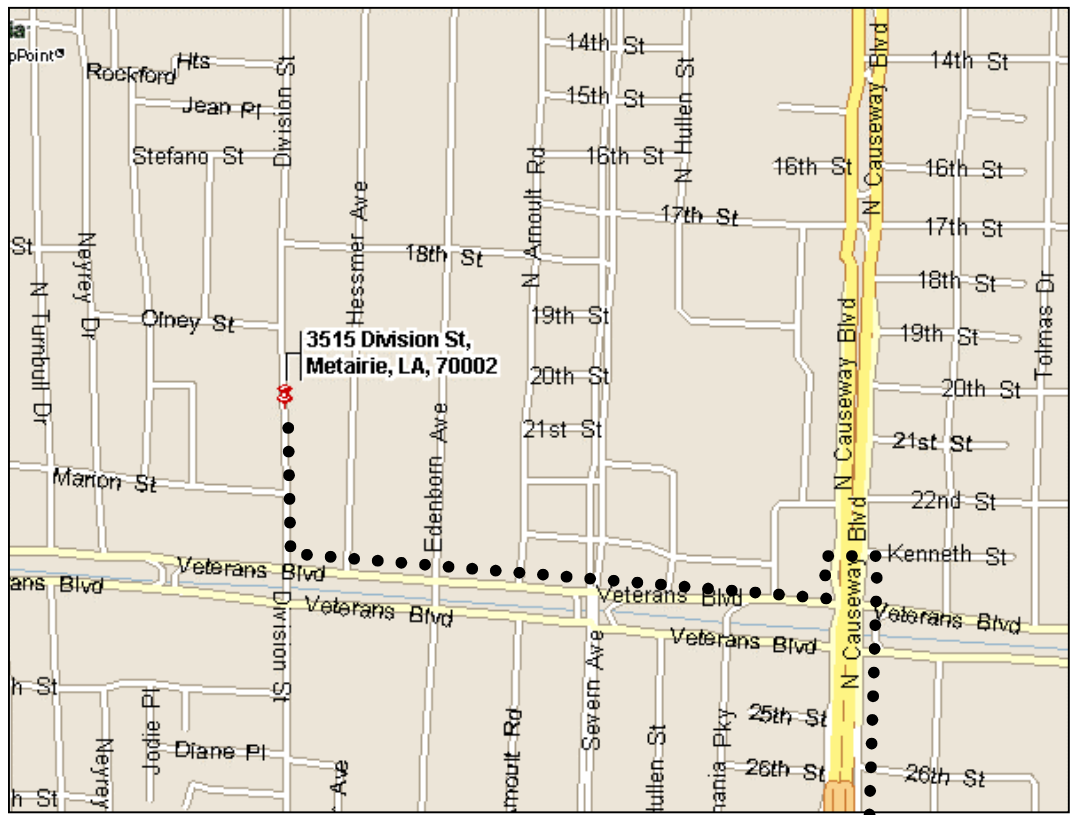
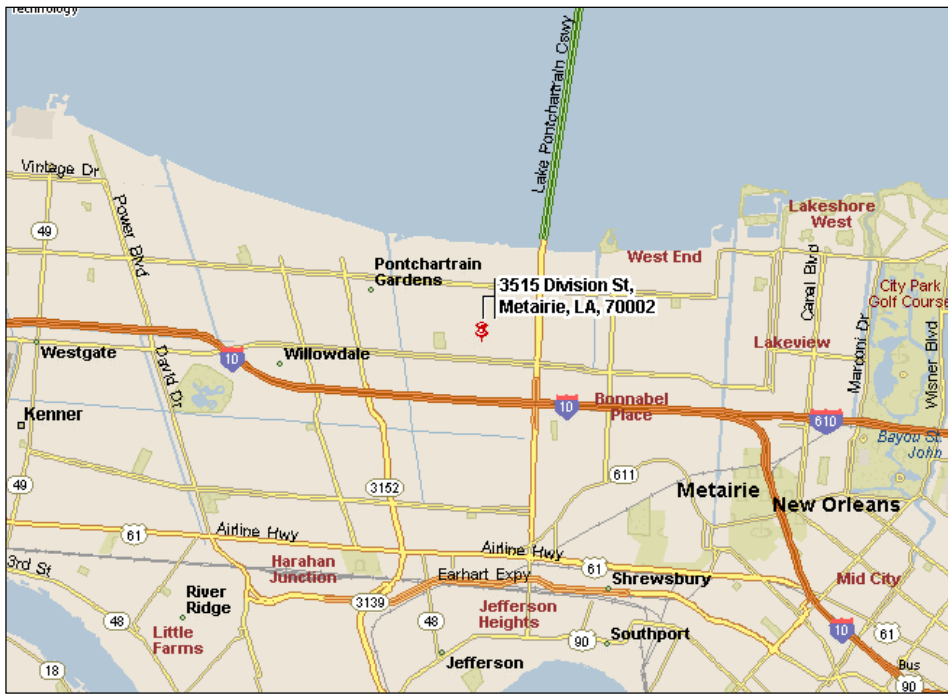
**Treasurer's Report  
By Eddie Castelin**

<b>Beginning Balance:</b>	\$2,844.05
Income:	
Raffle	\$130.00
<b>Total</b>	<b>\$130.00</b>
Disbursements:	
Hall Rental	\$25.00
Videos	\$63.27
Newsletter	\$39.15
Refreshments	\$25.00
<b>Total</b>	<b>\$152.42</b>
<b>Balance - Aug 30, 2002</b>	<b>\$2,821.63</b>



Here's a tip which I got from an article in Fine Woodworking by the Master himself, Richard Raffan: If you're working the dense exotics like Cocobolo or ebony with a scraper, take a hone of any kind and knock the burr off. It will make the tool a lot less grabby, particularly in end grain.

Dennis Wall



From N.O. take I-10 west to exit 228 (Causeway Blvd). Turn onto N. Causeway Blvd ramp – stay on ramp (Do not get on the Causeway). Cross over Veterans Blvd (No turns allowed on Veterans) and make the first U-turn just past the traffic light). Get in the right lane and turn right onto Veterans (westbound). Go about .5 miles to Division St. Turn right on Division and follow to Marchand.

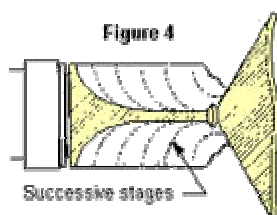


Over the past two years this column has reviewed mostly websites hosted by individuals that are of interest to woodturners. This month we continue with our list of places to go on the internet for plans and descriptions on how to build jigs, get woodturning tips, and find full length articles that cover such subjects as; finishing turn projects, roughing out a bowl, to how to make a platter.

Some of the Internet address (**those in bold**) will lead you directly to the website of the individual(s) that wrote the article or built the jig. In other cases, the address (*in italics*) will take you to a site that has an extensive listing of jigs, tips, or articles. Click on one and you will be able to view the information.

As always if anyone knows of a website that should be included in the above list or profiled at a future date please forward internet address to [jerrymarko@yahoo.com](mailto:jerrymarko@yahoo.com).

### Natural edge goblets



<http://www.a1studio.freeserve.co.uk/projects/goblet/goblet.html>

### A hand mirror



<http://www.a1studio.freeserve.co.uk/projects/mirror/mirror.html>

### BASIC FRAME-MITER SEGMENTED BOWL CONSTRUCTION – by Kevin Neely



<http://www.turnedwood.com/FrameMiterBowl.html>

### How to Square Turn by Steve Worcester



<http://www.turningwood.com/square.html>



In this column we will provide an index to the latest articles and tips found in the various wood working magazines that relate to turning.

American Woodturner:  
Spring 2002 Vol 17 no 1

Large Segmented Vessels – **The achievement makes the risk worthwhile.**

Turning Tops – **Have fun and help a needy charity.**

Red Hot Laser Measuring – **Accurate, fast, and fun.**

Taking Photos for Publication – **Hints for getting work published.**

Pig Planter – **A whimsical addition to the deck.**

Soapy Bowls – **An experimental treatment for wood.**

Collars For Hollow Vessels – **A neat way to crown your work**

**Tricks of the Trade Tip -Dual Caliper Board: Woodworking Journal, October 2001 Vol 25 No 5 p15. With this caliper board close to your lathe, you'll be able to quickly and accurately set distances on both inside and outside calipers.**

Woodturning  
with  
O.B. Lacoste



~~~~~ Shop Notes ~~~~~

Last month I mentioned oak as a hardwood with high density. This month, looking through my wood pile, I discovered a medium density hardwood, elm. It's well known as a timber so cross-grained that it cannot be split. You might be tempted to leave it in the woodpile in the yard-don't.

Elm has several advantages. It's cheap, readily available, and above all, usually beautifully figured. Elm is unsuitable for items like boxes. The timber is relatively soft between growth rings which makes it difficult to get a good finish on end grains. This problem doesn't arise on side grains.

Don't expect a good finish straight off the tool. You will need to complete the piece with a series of sanding grits - from 180 to 400. Then, seal it with sanding seals followed by wax. You will achieve a smooth but not shiny finish. Elm is pleasant to handle and has a distinctive, beautiful figure.

Have fun and keep your tools sharp.

If you have any questions, comments, turning tips, articles, photos, etc. you wish to put in the Newsletter please contact

Jerry Markowitz at:

email - [jerrymarko@yahoo.com](mailto:jerrymarko@yahoo.com)  
mail - 620 Chambertin Dr.  
Kenner, LA 70065  
phone (504) 464-6050



# Corporate Sponsors Bayou Woodturners

**R.J. Marchand**  
**Contractors Specialties Inc.**  
**3515 Division Street**  
**Metairie, La**  
**(504) 888-2922**



(10% Discount on Abrasives)

**Riverside Lumber Co.**  
**5451 Morrison Rd.**  
**New Orleans, LA. 70126**  
**(504) 242-6624**

## 2003 President's Challenge

The President's Challenge is always more fun when a large number of members participate. That's why in 2003 we are asking for your input. Please come up with 3 or 4 suggestions for what you would like to see as a Challenge. Once the Challenges have been selected demonstration/mini-sessions will be setup so that everyone can learn the techniques/tips to make the most of the Challenge project.

You can either e-mail you ideas to any of the officers listed on the front cover of this newsletter or fill out the "suggestion card" that was passed out at the last meeting and return it at the December meeting.

# AAW Collaborative Challenge

The AAW host a Collaborative Challenge at its' annual symposium. The Challenge is designed to bring Clubs together and foster a friendly competition.

Each AAW Chapter is invited to submit one collaborative work by as many club members as possible.

- The work can be any turned object, functional or not.
- The size and weight limits of the collaborative pieces, will be those set by UPS.
- The names of all participants must be on the work or accompanying nameplate.
- At least one Chapter representative must be in attendance at the symposium.
- Any electric/electronic device in the piece must have an obvious power switch for safety and noise reduction.
- Chapters must specify in which of the following categories they wish to submit their entry:

**Artistic**

**Mechanical (or technical)**

**Fantasy**

The pieces will be displayed during the symposium. Attendees will be invited, by ballot, to select their choice for Best of Show and in addition, their favorite piece in each of the three categories.

The 2004 symposium will be held in Orlando, Florida. This is only a one-day drive away and affords a great opportunity to attend.

It is 18 months away – but to select, plan, coordinate, and build a project of this type takes many many hours and lots of hard work (it should also be a lots of fun).

Our President is asking the following:

- Would you be willing to participate?
- What Skills could you bring to this challenge- turning, planning, drafting, organizing, technical?
- Do you have a suggestion for this project?
- Will you serve on a committee to create this project?



**Four of the Collaborative Challenge  
entries from the  
2002 AAW Symposium  
in Rhode Island**



# Dues are Due



2003 Club Dues (\$25.00) are due by January 1<sup>st</sup>.

*Please pay your dues early.*

Cash or Check.

Charlie Kragle will be collecting the dues.

Make check payable to The Bayou Woodturners.

(New members who have joined the Club after September 1, 2002 will be considered paid up through the 2003 year)

## AAW Membership

If you plan on demonstrating at the Club's Booth at the New Orleans Wood Show (January 24-26) you must be an AAW member prior to January 1. Even if you do not demonstrate, membership in the AAW is important. Besides the great quarterly magazine, the annual symposium, books and tapes, AAW supports all woodturners through its education programs and grants.

Membership is \$35.00 per year



## President's Challenge

**The December President's Challenge  
will be Bottle Stoppers.**

# Member's Gallery



John Coyle



Mark Demanuelle



Dennis Wall



Eddie Castelin



Francis Lejeune



Eddie Castelin



John Coyle



## Woods of Louisiana

I was recently asked about a publication the club came across a while back that described the Woods of Louisiana. If you are interested in this 32 page document free from LSU then contact [www.agctr.lsu.edu](http://www.agctr.lsu.edu) Go to publications and seek publication #2952 "Woods of Louisiana" LSU AG Center will send up to 5 copies to Louisiana resident free of charge. – Eddie Castelin

## Name Tags

Name tags are an important part of communication in this club. It helps new members break the ice by knowing your name and it also helps some of the older members who can't remember what they had for breakfast. Wearing your nametag at the Wood show and club functions is a requirement. If you need a new or replacement club name tag please contact Eddie Castelin at [eddiecastelin@cox.net](mailto:eddiecastelin@cox.net) or Charlie Kragle, the Membership Czar at [cakragle@earthlink.net](mailto:cakragle@earthlink.net). Please allow 2-3 weeks for delivery. – Eddie Castelin

## Home Sweet Home



The club has found a location that could be a semi-permanent home for meetings. The Harahan Senior Center is ideally suited for meetings and demonstrations. The club would like to use it about 4 times a year for meetings. We should show our appreciation for their kindness by providing a tree of ornaments from our turners. Please turn an ornament or two and bring them to Marchand's in December. We will put a tree together and present it to the center shortly thereafter. Do your part in helping us secure this location for meetings. - Eddie Castelin



## Charlie is lonely.

He needs to hear from you

Seriously. Please update your e-mail address, even if it has not change. Just drop Charlie Kragle, our membership Czar, an e-mail with your current internet address. Send your note to

[ckragle@earthlink.net](mailto:ckragle@earthlink.net)

We will e-mail everybody who has a good address a copy of the newsletter, or a link to it as soon as we have the details worked out.)





Despite Less Than Perfect Weather  
Several Members of the Bayou Wood-  
turners Took Part in the Poydras Home  
Arts & Crafts Show






Bayou Woodturners  
P.O. Box 231293  
New Orleans, La. 70123

Place  
Stamp  
Here

## ***The Bayou Skew***

***The Bayou Woodturners' Newsletter***



---

---

### In This Issue:

- Woodturning with O.B.
- It's Time to Think about the AAW Collaborative Challenge
- Where to find Plans, Jigs, & Articles –“On the Web”
- Photos from the Poydras Home Arts and Craft Show

And much more inside.....



**Eddie Castelin conducts another pre-meeting mini-session**