

The Bayou Skew

The Bayou Woodturners' Newsletter

January 2003

Volume 05

Issue 1



CONTENTS:

Page 1.... From the Headstock
Page 2.... Meeting Minutes
Page 3.... Turning Tips
Page 4.... Map/Directions
Page 5.... On the Web
Page 5... In the Journals
Page 6.. Around the Clubs
Page 8... Featured Demonstrator
Page 10... Gallery



Bayou Woodturners
P.O. Box 231293
New Orleans, Louisiana 70123

Eddie Castelin President
eddiecastelin@cox.net
Charlie Kragle Vice President
ckragle@earthlink.net
Gordon Ousset – Treasurer
Ousset@datastar.net
Dennis Wall – Secretary
dwall@mail.jefferson.lib.la.us
Jerry Markowitz – Newsletter
jerrymarko@yahoo.com

From the Headstock

I believe in hitting the ground running and that's what I have to do just to catch up with this club. The woodworking show is the last weekend of the month. Keith is handling all the details and we still need workers, turners and PR people for all shifts. This is our opportunity to showcase our club, recruit new members and show off our stuff. I'm looking forward to seeing all of you at that show.

It seems that most of my duties include setting up and running the meetings. I'm glad to report that we have set 9 of the 12 meetings for 2003. We almost have a permanent home at the Senior Center in Harahan. (They really loved the ornaments) We will return there every three months this year and have great programs set for all four meetings. For instance, in February we will have 2 great turners in one program, Gumbo by CA Kragle and have invited half the woodturning world to join us. In May we have no less than 4 segments covering – segments.

But I couldn't do any of this without a great team. I'm proud to have **Charlie Kragle** as Vice-president, **Gordon Ousset** as Treasurer and **Dennis Wall** as secretary this year. I can't forget to mention **Jerry Markowitz**, who not only photographs all the events, he puts together a world-class newsletter every month. And I can't mention all of you by name, but there are more than a handful of dedicated members who do more than their share each month for this club and for woodturning. Thanks Woodturners.

By the way, **Charlie Kragle** is still the Membership Czar, handles hat sales and is currently peddling our 2003 calendars. Next time you see Charlie thank him, and buy something.

Next Meeting
10:00 AM *
January 11th, 2003
Dick Gahn
21098 Shady Lane
Covington, LA
(985) 893-7603
Directions & Map
on Page 4
***Mini-Session at**
9:00AM

On the Internet at: www.woodturners.com

From the Headstock continued from previous page

Coming up this month, we head to **Dick Gahn's** place in Covington for "inside-out". This technique was featured in a recent issue of American Woodturner. Instead of reading about it, see it in action at our next meeting. Then come to the woodworking show and show it off.

Gentlemen – Start your Skews!

Eddie Castelin
President, Bayou Woodturners

Financial Report

This is my final financial report for 2002. As I change places in the organization I pass along some comments on where our dollars go.* (Since 1999)

Income	Dues	5,800
	Raffle	3,200
	Grants	650
	Sales	<u>850</u>
Total		10,500
Disbursements	Tools	1,000
	Videos	1,200
	Postage	880
	Newsletter	1,200
	Misc	3,500 (pig

roast, hats, misc. equip., membership guides, brochures, etc, etc, etc.

*approximated dollars

Although we have one of the finest video libraries in the AAW, it is still one of the most important items in our education program. I feel that we need to continue to find and distribute the best videos our craft has to offer. I'm proud we no longer have any pirated videos in our library and continually add new works.

We are currently looking into ways to save on our newsletter and postage cost. By e-mailing our newsletter to most members we hope to be able to add back over \$1000 to the coffers this year.

The other large nut to crack is miscellaneous expenses, but that is a catch-all for the things it takes to run the club, entertain the membership, pay demonstrators and attract new members. All I can hope for is to be frugal and spend wisely.

continued on page 3



Meeting Minutes

Our meeting was called to order at 10:02. Steve Rome took a few minutes to thank all the folks who took a couple of Saturdays this past summer to help him with the building of his workshop. Steve says the workshop is coming together, but is not quite there yet.

The woodworking show will be in town January 24th through 26th. If you haven't signed up to help us man the booth and/or do demonstrations, and wish to do so, contact Keith before the end of December. He will turn in the list of names to the folks in charge of the show. Those that help out will get free admission to the show. Remember, to do anything at the lathe during the show you must be a paid-up member of both the club and the AAW.

We will need some donated pieces for the show, probably as many as you can spare. We plan to raffle them off to draw attention to the show (and, not incidentally) to the club. In addition to the raffles we plan to have a juried show at a separate table, with the vendors doing the judging.

All this is in addition to the usual display of members' work that we put up in our booth.

Delta has two new lathes coming out early next year, plus one still on the drawing board. At least one of these promises to be a very heavy and substantial machine. Jet is likewise bringing out a couple models heavier than their present machines.

Our first meeting of the new year will be held at Dick Gahn's place in Covington. Dick will demonstrate his now famous inside-out technique. In February we will again meet at the Harahan Senior Center. This will be an open meeting, and we will encourage the general public to attend, starting at the woodworking show.

There is an article on inexpensive lathes, authored by Alan Lacer in the January, 2003 issue of American Woodworker. If you can't locate a copy of the magazine at your favorite newsstand or bookstore, we have one in the club library.

The slate of club officers for next year was once again voted on and approved. They are: **Eddie Castelin**, president; **Charlie Kragle**, vice president; **Gordon Ousset**, treasurer; and me, once again, secretary.

The business portion of the meeting concluded at 10:19.

Raffle: \$75.00

Show and tell:

O.B. Lacoste: toothpick holder of "bog oak" -- dated 2000 years old by the folks at LSU; toothpick holder of

continued on page 3

Headstock/Financials continued from previous

Now for the end of the year numbers:

Beginning balance	11/9/02	2867.55
Income	Dues	575.00
	Raffle	75.00
	Hat	10.00
	Calendar	300.00
Expenses	Supplies	35.56
	Videos	131.81
	Newsletter	70.61
	Postage	74.00
	Awards	21.20
	Website	8.95
	Guest	<u>228.00</u>
Ending Balance	12/17/02	3257.42

-Eddie Castelin

Meeting Minutes continued from previous page

she-oak from Australia; two bowls in elm; bowl with enclosed rim in persimmon, turned green; bowl with enclosed rim in spalted pecan; cocobolo gavel.

Tom Dunne: bowl in wormy pecan; lidded hollow-form with "wings" – yellow birch, burl (?) -- lid of ebony and zircote.

Larry Zarra: box of pecan burl; large hackberry bowl.

Ken Lacassin: Vase -- camphorwood; bowl -- spalted hackberry; box with corian and ebony lid.

Don McLaren: long snowman ornament.

Paul Burke: Large finial -- red cedar; small finial - Japanese yew.

The next president's challenge will be: plates, platters, and saucers, and please let's have more participation for this one. If you have a lathe, you can turn a platter.

That's it for this session. We wish to thank Marchand for hosting us this time and O.B. O'Brien of Florida, our featured demonstrator. See you next year at Dick Gahn's, and/or at the woodworking show.

Dennis Wall

Once and future secretary



If you are having trouble with the sawdust from padauk or ebony bleeding into the grain of your maple or other light colored wood on segmented pieces, seal the grain with a diluted sanding sealer before sanding. I use a 50 - 50 solution of Deft and lacquer thinner. This will prevent the exotic sawdust from discoloring the lighter woods in the sanding process.

Don't throw away a piece of wood because of rotten or punky sections. I have found that Minwax produces a wood fiber hardener which hardens the fibers so that they can be cut cleanly with a gouge. It does not discolor the wood and dries in less than one hour.

By Tom Dunne

Expedia.com Travel



Directions to Dick Gahn's House

From Causeway take Hwy 190 N to Covington

From Covington Take Hwy 21 N to Bogaloussa for 2 miles

Turn Right on Louisiana ST

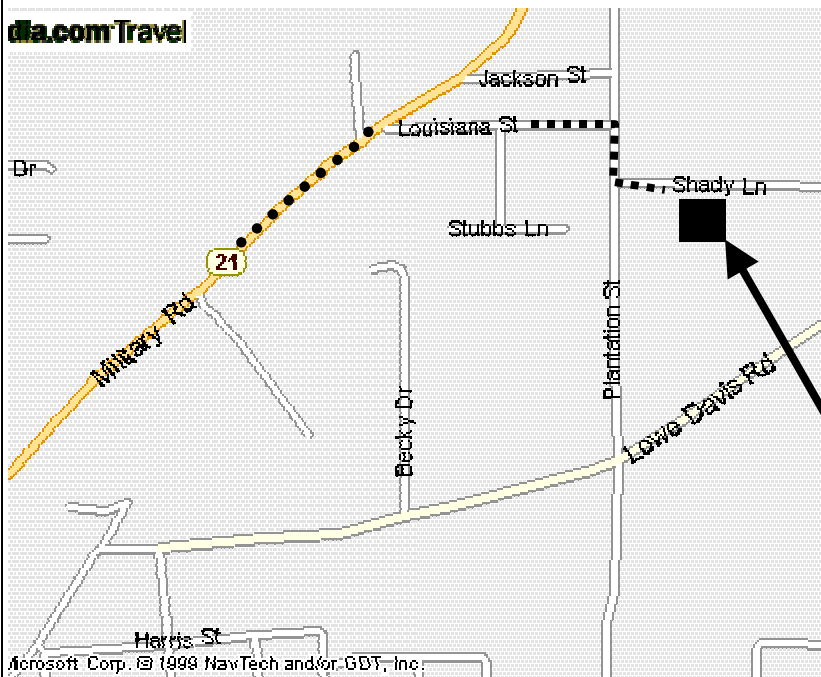
Turn Right on Plantation St


Turn Left on Shady Lane

Third House on Right

**21098 Shady Lane
(985) 893-7603**

Expedia.com Travel





Woodturns.com

This month we visit the internet site of Woodturns (www.woodturns.com). The site is divided into several sections with lots of information. One such section contains a host of woodturning articles, which are grouped into eight categories: Woodturning Projects, Wood Information, Book Reviews, Woodturning Stories, Tool Information, Finishing Techniques, Reference, and Miscellaneous.

Under Projects you can find articles on how to turn a Beech Platter, Turning a 'Squared' off Candlestick, or a Mushroom. Under Tools, read Tobias Kaye's review of the VB36 Lathe or Oskar Douglas's review of the new ASP spindle gauges form Hamlet Craft Tools.



Photo from Oskar Douglas' article on Turning a Beech Platter

Other sections contain a gallery of various woodturning artists' work (which can be accessed either by artist name or by subject i.e. bowls, candlesticks, goblets, platters & plates, hollowed vessels, etc.), a Resources directory containing information relating to many different woodturning and



Photo from Ellis Hein's article on how to Turn a Mushroom

woodworking subjects, and Links to lots of wood and woodturning related sites.

While the forum section is only just beginning it too is divided up into a number of discussion groups that cover several aspects of turning such as: Beginning Woodturners, Woodturning Tips, Announcements (keeps you up to date on new clubs, products, sites, and general woodturning news), and Turning talk (a general discussion forum). You can even subscribe to the Woodturns newsletter; it will keep you informed through email of items that are continuously being adding to the site.



In this column we will provide an index to the latest articles and tips found in the various wood working magazines that relate to turning.

Woodturning April 2002 No 110

Inside angle on hollowing – Bill Care' on turning a natural edged hollow form in burr elm

Masterclass: look and turn – Graham Bull on how to assess wood before it goes on the lathe.

Spectral image – Stuart King completes his off-centre candlestick (part 2).

Cheers – Put a cork in it with Brynley Edwards' fruit wine stoppers.

Fit for a bird's banquet – Chris Child makes a stylish beech bird feeder.

Everyday Encounters with the Sublime: The Art of Merryll Saylan: WW, June 2002 No. 75 pp22-29.

Wine Coaster in Papua New Guinea Ebony: WW, June 2002 No. 75 pp72-76

WW = Woodworker West

Around the Clubs



This column provides a look into what other clubs around the country are doing; how they are organized, what their demonstrators are showing, and how they are promoting woodturning among their members and the public

Bay Area Woodturners **Feb02**
Presidents Challenge for 2002

January: *Plate or Platter*

February: *Gavel*

March: *Inlay, color and texture some type of surface treatment*

April: *Trembleur, Hollow Form*

May: *Members Competition*

June: *Sphere or ball box*

July: *Letter opener*

August: *Natural edge bowl or goblet*

September: *Segmented turning*

October: *Bowls or set of bowls*

November: *Members competition*

December: *Ornament, Turned box or scoop*

Greater Vancouver Woodturners

Feature demos to be presented (by club Members) include:--Art Liestman will talk on Tops,Bottoms,and In-Betweens ",explaining how he enhances hollow vessels with collars, carving, and coloring. Bruce Campbell will turn the lid and bottom of a box then show how he cuts the threads. John Bese - Bowls can have handles --really

Cascade Woodturners Association

The Club will host Soren Berger--from New Zealand--end grain hollowing and vacuum chucking.

If you have any questions, comments, turning tips, articles, photos, etc. you wish to put in the Newsletter please contact

Jerry Markowitz at:

email - jerrymarko@yahoo.com

mail - 620 Chambertin Dr.

Kenner, LA 70065

phone (504) 464-6050



Corporate Sponsors

Bayou Woodturners

R.J. Marchand
Contractors Specialties Inc.
3515 Division Street
Metairie, La
(504) 888-2922



Riverside Lumber Co.
5451 Morrison Rd.
New Orleans, LA. 70126
(504) 242-6624



Passing the Gavel

Keith Welsh --President, Bayou Woodturners
(2002)
presents the gavel to incoming President-elect
Eddie Castelin



Get your 2003
Bayou Woodturners Calendar
for the Home, Office, or your
Workshop.
Great gift for a family member,
friend, or yourself.
Only \$15.00.
To purchase see Charlie Kragle.



President's Challenge

The president's Challenge for March 8, 2003 will be "Saucers, Plates and Platters". There are special divisions for segments, multi-media and ensemble pieces. Complete details in the February Bayou Skew. Get out the fine china, company is coming over.

Children's Hospital Ornament Project

This year the Bayou Woodturners donated almost 100 Christmas ornaments to the Children's Hospital of New Orleans. This is the third year we have donated ornaments to the hospital, but this year it was with a twist. The hospital's Development Department asked if they could sell the ornaments and use the proceeds towards one of their projects.

From a note of thanks from Children's Hospital, "*Just a note to thank you and your fellow Woodturners for the wonderful donation of Christmas ornaments. We included them in a sale of collectibles and sold every one in a four hour period. Many of our hospital employees were enthralled with the workmanship of the ornaments and bought multiple ornaments as gifts or for their own Christmas trees. We have dedicated the funds raised for our new Center for Cancer and Blood Disorders. Thanks again for your kind gifts ...*", Roger Gorman, Children's Hospital.

It makes me feel real good inside that something that brings me pleasure can also bring a little hope and joy to someone else. That is what it's all about.

-Eddie Castelin


*Pieces Wanted for Sale or display
Art Show Coming Soon (in the next few months)
Georgia Christman (985-893-0310)
More Information in the next Newsletter*

Hollowing and Fluting with O.B. O'Brien



O.B. O'Brien, from Pace Florida, demonstrates his hollowing jig and techniques for decorative fluting.
Members interested in purchasing O.B.'s hollowing setup can contact him at: (850) 994-0880 or by e-mail at ob-obrien@mchsi.com





Club members, under O.B.'s watchful eye, try out his hollowing jig (above) and fluting setup (right)



Some of O.B. O'Brien's beautiful work



Member's Gallery



Larry Zarra turns a "small" Hackberry bowl



Tom Dunne



Ken Lacassin



Vessels by Tom Dunne





Congratulations to all who participated in the President's Challenge

The final President Challenge of 2002 was for Bottle Stoppers. This challenge was promoted by mini-sessions at earlier meetings and as a great gift idea for Christmas.

Over 40 stoppers were presented at the challenge, the best showing in several challenges.

The challenge was decided in five categories:

Most Creative was "time for a drink" by *Eddie Castelin*.

Best use of wood was a multimedia piece by *Ken Lacassin* who also won The award for multi-media presentation with a piece that included wood and Some foreign object *Ken* would not describe.

Best use of Accessories was also won by *Eddie* for the same stopper. Using a clock mechanism as part of the decoration.

Best of Show was won by *Eddie Castelin* for "time for a drink"





Bayou Woodturners
P.O. Box 231293
New Orleans, La. 70123

Place
Stamp
Here

The Bayou Skew

The Bayou Woodturners' Newsletter



Inside:

**Hollowing and Fluting with
guest turner O.B. O'Brien**

Members gallery

Bottle Stopper Competition

And much much more

**Come early (9:00 AM) –
The January Mini-Session will feature
Eddie Castelin on tool handles
and he will show his version of the
hollowing tool we saw last month.**



**January Meeting
Dick Gahn Will Demonstrate
His Inside-Out Turning Techniques**