

The Bayou Skew

The Bayou Woodturners' Newsletter

May 2003

Volume 05

Issue 5



CONTENTS:

Page 1.... From the Headstock
Page 2.... Meeting Minutes
Page 3.... In the Journals
Page 4.... Map/Directions
Page 5.... On the Web
Page 6... Around the Clubs
Page 9... Gallery
Page 10.. Turning Goblets



Bayou Woodturners
P.O. Box 231293
New Orleans, Louisiana 70123

Eddie Castelin President
eddiecastelin@cox.net
Charlie Kragle Vice President
ckragle@earthlink.net
Gordon Ousset – Treasurer
Ousset@datastar.net
Dennis Wall – Secretary
dwall@mail.jefferson.lib.la.us
Jerry Markowitz – Newsletter
jerrymarko@yahoo.com

From the Headstock

It sure was nice to spend some time with Steve Rome in his new workshop. Steve also performed two nice demos and served a great lunch with the help of his wife and his dad. Let's see, we turned wood, saw a new shop, made shavings – is there a better way to spend a Saturday morning? I don't think so!

Our very own Justin Wilson of the lathe, O.B. Lacoste, even treated us to a performance. The only man I know who will stop making shavings to tell a story. Thanks O.B., please don't ever change. We also had an incident marred wood raffle where Geri Dunnington and Dennis April both hit on at least 4 out of 6 raffle tickets. I do believe an investigation is underway at this time.

This month we're packing in a full agenda at the Harahan Senior Center. A meeting of the Challenge committee at 9:00 AM, a mini-session at 9:30, and a great meeting starting at 10:00. Larry Zarra will perform a demo called "Two Scoops", which is a great primer for goblet turning. Please come early and attend the Challenge meeting. We had such a poor turnout at the April meeting that it didn't happen. We need to get rolling on this project to make the deadline next summer.

This month's subject will be segment planning and design. We have access to several software programs that will help you design segmented projects. Charlie Kragle and myself will share what we know about these programs and show you how they will make your planning and turning more efficient. Then we have a turning program for a finale'. In keeping with the spirit of the program, bring something you have created with

Next Meeting
10:00 AM *
May 10th, 2003
Harahan Senior
Citizen Center
100 Elodie Street
Harahan, LA 70123
Directions & Map
on page 4
***Collaborative Challenge**
Meeting @ 9:00AM
***Mini-Session @ 9:30 AM**

On the Internet at: www.woodturners.com

From the Headstock continued from previous page

segments or staves for show and tell. We'd love to see what you've been up to.

In June we head to Acadian Hardwood and Cypress in Pontchatoula. The next Craft Supplies President's Challenge will be judged there and it's all about goblets. Turn a goblet and get into the competition. Be sure to note the new rules for competitions later in this newsletter.

I'm proud to say that we're getting better with our video presentations. Hopefully we'll soon be able to provide videotapes of demonstrations in our library. I'm still looking for a film critic to expand that library, why not give it a try?

Enough of this headstock stuff. I can finally get back to the lathe on a limited basis and I'm heading out to the shop to create a goblet. Why not get out there and spin some wood and do me one better.

Makin' Shavin's -

Eddie Castelin
President, Bayou Woodturners



Our meeting was called to order at 10:00 precisely. Thanks this time go out to both Steve Rome – Steve Rome, Senior for the delicious jambalaya and the red beans we had at lunch and to Steve Rome, Junior for hosting us in his new shop and for being one of our featured demonstrators. We also want to thank Carolyn Rome for her hospitality and help with the great food we had at the meeting.

We had to cancel out pre-meeting meeting for the collaborative challenge project because we lacked a quorum of committee members. One reason we lacked a quorum was that both Keith Welsh and Larry Zarra were away at Arrowmont. They will no doubt be debriefed as thoroughly as a captured Iraqi General on their return.

Speaking of Arrowmont, if you wish to go to the summer session but found classes full, by all means keep trying. They sometimes have cancellations.

We meet next month at the Harahan Senior Center again. Our June meeting will be held at Acadian Hardwoods on route 51 in Ponchatoula. They are opening up Saturday just for our meeting. The June meeting will be when the next President's Challenge – Goblets--will be held.

It will help our seating (and transporting) situation at meetings if as many of you as possible bring at least one chair. Wal-Mart sells a fold-up canvas chair for \$5.00.

The club now has so much stuff that we're looking for a trailer to haul it around in. If anyone knows one that can be had cheap, please let us know.

Our annual pig roast will be held in October. That will also be the meeting when we will hold the judging for our calendar and Christmas Ornament Challenges and donation.

Dillard ball suggested that the club purchase Fine WoodWorking on CD (\$120.00). This will be looked into.

Our next board meeting will be held directly after the May regular meeting. All members are welcome to attend.

The business portion of the meeting concluded at 10:17.

continued on page 3

Treasurer's Report
By Gordon Ousset

Beginning Balance:	\$3,281.49
Income:	
Membership	\$25.00
Raffle	\$64.00
Total	\$89.00
Disbursements:	
Resource Directory	\$146.97
Demo Camera	\$405.89
Newsletter&H Miller Handout	\$57.51
Bank Charge	\$8.00
Total	\$618.37
Balance - Apr 20, 2003	\$2,821.63

Meeting Minutes continued from previous page

Show & Tell

O.B. Lacoste: Natural edge bowl – yew: batyrak edge vase – cherry: vase- chinaberry.

William Ault: Segmented vase: lacewood, wenge, oak, narra – 277 pieces.

Dan Patterson: Shallow bowl – oak; vase – yew; vase- oak.

Tom Dunne: “two tier” bowl – elm; large bowl – elm; hollowform- bigleaf maple burl with pernumbuco top.

Sara Lingle: Walnut vase with an Inlace ring.

Dennis Wall: Hollowform- red oak with Corian insert; cypress bowl.

That’s all the info for this time. Remember, our next meeting will be on May 10th at the Harahan Senior Center.

Dennis Wall
Secretary



Steve Rome Turns a Drumstick
for Cirque du Soleil –
One of 40 he was asked to make for the
show while it was in town



In this column we will provide an index to the latest articles and tips found in the various wood working magazines that relate to turning.

The Australian WoodWorker, Number 107, February 2003

The Rose Engine (Pt 1) by Geoff O’Loughlin
You could spend years searching for one of the few remaining Holtzapfell lathes — or you could follow Geoff’s lead and make your own Rose Engine.

Woodturning Tips by George Hatfield
Wooden pads extend the use of your scrollchuck

Woodturning March 2003

FEATURES

Up close and personal

Dennis Elliott is profiled by the one who knows him best - his wife Iona

On the sawdust trail

Ian Clarkson puts his woodturning success down to his daughter's fruit bowl

Judges on form

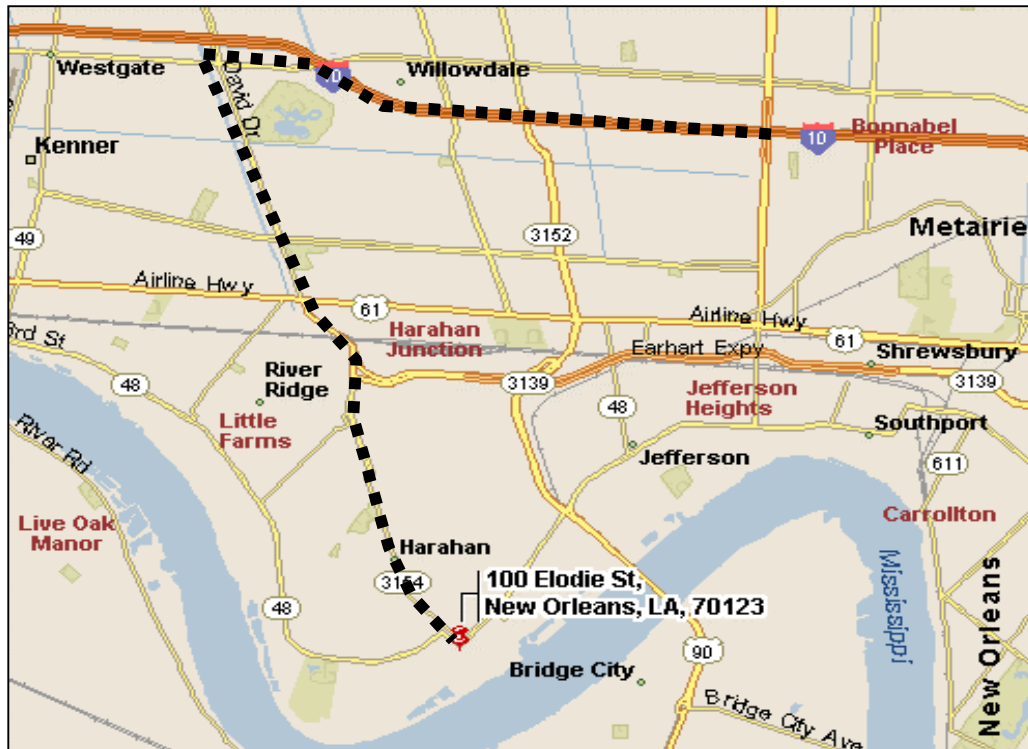
Stuart King goes behind scenes to share the daunting process of judging the ATME/ Woodturning competition

Southern light

Barry Friedman profiles Australian turner and technical guru Ted Anderson

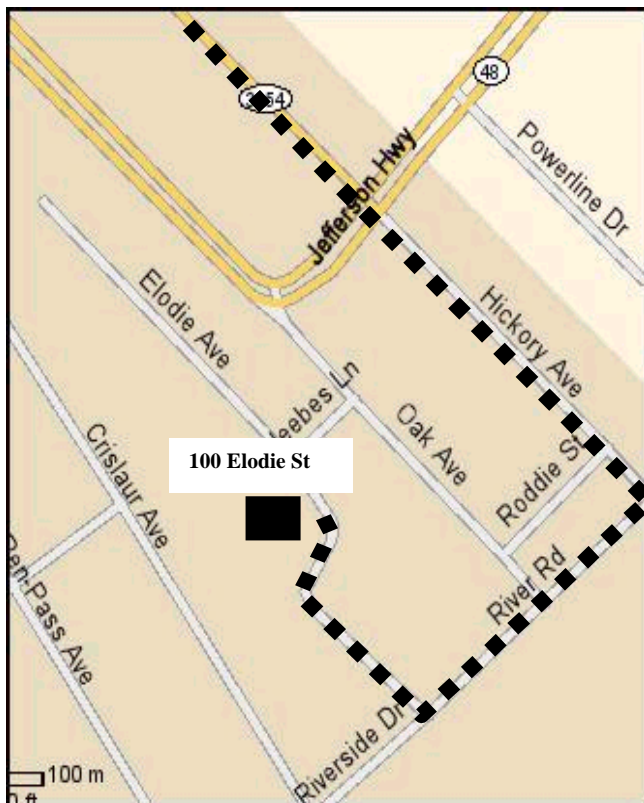


View of the Show and Tell table – more photos on page 9



Directions

From New Orleans take I-10 heading west to Veterans Blvd. Turn left onto Veterans and go to David Drive. If you don't see the K-Mart on the corner, you turned the wrong way. Turn left on David Dr. Go South for about 2 1/4 mile. You will cross Airline Hwy and go over a bridge where David Drive turns into Dickory Ave. Be careful not to speed in these areas, police are everywhere! You will pass Dock Av. at the light on your right. Dickory Ave. is only a mile long and at the end, you will first turn right on Gardner then left onto Hickory Ave. Stay on Hickory for two miles. After you cross Jefferson Hwy. at River Road turn right and go two blocks. Turn right on to Elodie Ave. You're just about there! As you go up Elodie about 100 yards, you will see a red brick building. Round the curve and turn left into the Parking lot marked "Enter."





Beaver Pond Studio

This month we visit the site of Richard J. Pagano 's Beaver Pond Studio (www.beaverpondstudio.com).

Richard Pagano is a self-taught woodworker and lathe artist. He was born in New Brunswick, New Jersey, in 1942. Although he has been woodworking since the age of ten, his first woodturning experience came in 1999 when he purchased a discounted lathe at a local hardware store. In 2000, Mr. Pagano sold his two computer companies, retired and relocated from New Jersey to the Albany area of New York where he was able to devote more time to woodworking.

ARTIST'S STATEMENT

"At present, my lathe work is comprised primarily of segmented and laminated woodturnings. Some pieces are practical items but most are one-of-a-kind art form pieces. My ideas are based on an exploration of form, texture, color and symmetry. Inspiration for my work has been heavily influenced by my fascination with southwestern Pueblo Indian pottery, both historic pieces as well as more contemporary designs. Of particular interest are the works of the late Maria Martinez of the San Ildefonso Pueblo in New Mexico and the potters of the Acoma and Mata Ortiz Pueblos. The fantastic repertoire of form and imagery afforded by polychromatic southwestern pottery provides me with the challenge I need to produce in wood, traditional designs normally painted on clay.

Richard's site contains plenty of examples of his fine segmented vessels (see photos to the right) as well as many of his other nonsegmented works – bowls, boxes, platters, etc.

On the site you will find a layout of his "Studio" with plenty of pictures of how he has arranged his tools for maximum efficiency.

Richard includes photos and a discussion on several of the jigs he uses in his work: Band Saw Log Transport, Sanding Jig, Segmented Ring Press, Slipfeather Jig, Steady Rest, Table Saw Sleds, and Vacuum Chuck.



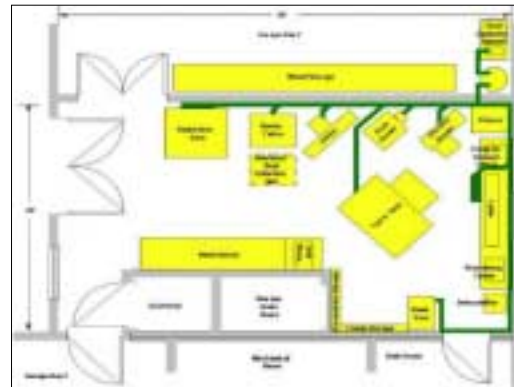
HOPI PLATTER
Blister Maple/Bloodwood/Holly/Buckeye/Pau Amerrillo/Chakte Viga/African Blackwood
521 Pieces
Dimensions: 11 3/4" dia. by 1" high



MATA ORTIZ JAR
Maple/Wenge/Chakte Viga/Ebony Veneer
671 Pieces
Dimensions: 6" dia. by 3" high



Detailed view of the segmented vessel shown above



Richard's "Studio" layout



Richard's Lathe

Around the Clubs



This column provides a look into what other clubs around the country are doing; how they are organized, what their demonstrators are showing, and how they are promoting

Capital Area Woodturners

The Club's Board has developed the following list of committees which it would like to establish.

Set-up: to arrange the meeting room, the Show and Tell room, get the coffee set up, the equipment rolled out for the demo, and tables set up for silent auction, sales, video-tape rental, and so forth.

Audio-visual: This may be a part of the Set-up Committee but needs to be somewhat specialized to understand the camera, TV, and microphone systems and what needs to be done to get them set up each meeting and put away properly.

Clean-up: to break it all down and put it all away at the end of the meeting.

Collections: would sell tickets for the raffle, collect fees for the demos, and perhaps collect the money for the silent auction items when it closes. This committee would assist the Treasurer in collecting any other funds as needed during meetings.

Scholarship: Perhaps two or three members plus the Vice President who would evaluate applications for scholarships.

Outreach to Youth: A group of members who are interested in finding ways to promote the craft of woodturning among young people within the community

Central Texas Woodturners Association

The March meeting consisted of members bringing shop jigs to Show and Tell. Two tables full of gadgets were on display and discussed

If you have any questions, comments, turning tips, articles, photos, etc. you wish to put in the Newsletter please contact

Jerry Markowitz at:

email - jerrymarko@yahoo.com

mail - 620 Chambertin Dr.

Kenner, LA 70065

phone (504) 464-6050



Corporate Sponsors Bayou Woodturners

**R.J. Marchand
Contractors Specialties Inc.
3515 Division Street
Metairie, La
(504) 888-2922**



(10% Discount on Abrasives)

**Riverside Lumber Co.
5451 Morrison Rd.
New Orleans, LA. 70126
(504) 242-6624**

Craft Supplies USA
www.woodturnerscatalog.com



Show & Tell – more photos on page 9



From the Editor

Since the beginning of the year, especially after the New Orleans WoodWorking Show, the Club has grown significantly with the addition of many new faces. Over 30 members now attend a typical meeting. Therefore I think this is a good time highlight some of the many types of information that the Club's Newsletter, the *Bayou Skew*, contains and how you the members can help in keeping it going in the direction that not only benefits the experience turner but the beginner as well.

Each month's issue of the *Bayou Skew* contains the President's words of wisdom in his *Headstock* column, the *Meeting Minutes* as recorded by our Secretary, Dennis Wall, a summary of the *Show & Tell* table along with pictures (*Member's Gallery*), photos of the mini-session and main demonstration, a report from our Treasurer – Gordon Ousset, along with news on upcoming events, map/directions to the next meeting, and items for sale.

On a more or less regular basis, the Newsletter contains columns such as "*On the Web*" – a look at websites on the internet that showcase techniques, plans, tips, projects, articles, etc. of interest to the woodturner, "*Around the Clubs*" – a quick look at what some of the more than 140 other woodturning clubs across the country are planning and doing, "*In the Journals*" – a listing of recent magazine articles that relate to turning.

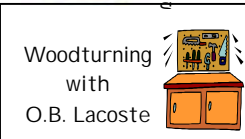
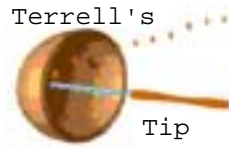
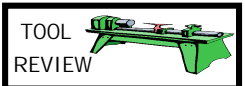
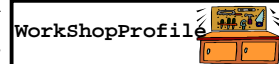
Also to be found in the Newsletter on a more irregular basis are "*Featured Articles*" – these have included 1 to 3 page write-ups covering such topics as: the three part article on Sanding *Secrets* (Nov 00, Feb 01, & Apr01), *Oil Based Finishes* (Mar 01), a two parter on *Super Glue* (Jun 01, Jul 01), the *Arrowmont Experience* (Jul 01), *Water Based Finishes* (Jul01) *Lathe*

Turned Birdhouse (Aug 02) and *Suggestions for Beginning Woodturners* (Mar 02). *Book Reviews* – such as: *Making Money from Woodturning* (Dec 00), *Tool Reviews* - *McNaughton Eccentric Faceplate* (Feb 01), "*Workshop Profiles*" – a look inside the woodshop/garage of one of our members – Keith Welsh (Sept 00), Jerry Markowitz (Oct 00),

"*Turning with O.B.*" – the musing of our very own O.B. Lacoste, and *Woodturning Tips* – renamed "*Terrell's Tips*" – after Lyle Terrel who passed away in June 2001 but will always be remembered for his woodturning skills, and near monthly contribution of tips he provided to the Newsletter - *Screw center improvement*, *Turn a candle*, *Spur center tip*, *Deadcup center tip*, and *Member Profiles* - Cheramie, Malcolm (Jan 01).

A very big thank you to all who have contributed to the Newsletter in the past.

If you have a turning tip, a jig you made or one you modified to fit a special need, have come across a good woodturning site while surfing the web, wish to tell us a little bit about your shop or yourself, your favorite wood to turn, a tool you particularly like or have made, the special drying method you use, the secret finish you apply to your work, a safety tip, review a book or video you have borrowed from the Club's library, want to write a short article on any topic you think would be of interest to our members, or just have a question/comment/suggestion – please e-mail, write, or call ---



Jerry Markowitz at:
email - jerrymarko@yahoo.com
mail - 620 Chambertin Dr.
Kenner, LA 70065,
phone (504) 464-6050



PS: Watch for the July *Bayou Skew* for a detailed index to the past 3 years issues of the Newsletter. If anyone would like copies of the previous 3 years issues of the *Bayou Skew* on a CD in Adobe Acrobat or Microsoft Word format just provide me with a CD, specify the format you would like and I will burn you a copy.

Help Wanted

Bayou Woodturners is looking for a Film Critic. Job could include traveling to all parts of the world, previewing films from all the major studios, meeting stars and attending parties and receptions. But you will really be looking for videos to add to our ever-expanding library. You'll have to scour websites, catalogs and 1-800 houses to find everything there is on woodturning. You may even have to view demo tapes and preview tapes before anybody else in the club ever gets a chance at them. We need your help. If you are interested in possibly meeting movie stars, and helping us to expand our library please see Eddie Castelin.

Craft Supplies' President's Challenge

The next challenge will be goblets. With two categories, functional and decorative. Gift certificates will be awarded to the first place in each category and awards will be given for second and third place. There will also be a "Best of the Show" prize.

The Functional category is limited to goblets that can and will hold a liquid. The Decorative category is for goblets, which are not designed to hold liquids but are art pieces.

The club will provide adequate amounts of MD 20/20 for use in testing the functional goblets.

Please do not sign or place your identity on any piece in the contest. All turner identities must be blocked out prior to placing the item for judging. (items showing an identity will not be displayed for judging, come prepared) Judging begins promptly at 10:00 AM at the June meeting. All entries must be numbered and on display by 9:55 AM.



Gloves and turning

Last month Steve Rome, who recently underwent hand surgery, was wearing a glove for turning. Steve reportedly got the glove at a Michael Jackson garage sale. I did a little research and found an anti-vibration, fingerless glove in the Duluth Trading catalog. I have a few carpenters who wear these gloves on a daily basis and love what they do for their hands. Interested? www.duluthtrading.com item number 10566 \$16.99 each and you must specify right or left and a size, S-M-L-XL-XXL. Details are found on the website. This is also where you can find the oversized bag for toting your long turning tools from place to place.

Quips and Quotes

Speaking of scientific laws of motion, here's one Newton didn't discover. Grumbine's Law of turning tool motion states that: *"A turning tool dropped from the hand will automatically rotate so that the sharpest end is pointed towards the floor, especially if that floor is concrete."* This is very much similar to a cat always landing on its feet. If you don't believe it, try it (with the tool, not the cat). *—From Bill Grumbine at the Ohio Valley Woodturners Guild*

Member's Gallery



Turning Goblets with Steve & O.B.







Bayou Woodturners
P.O. Box 231293
New Orleans, La. 70123

Place
Stamp
Here

The Bayou Skew
The Bayou Woodturners' Newsletter



**Don't Forget
Come Early**

- 9:00 AM – Collaborative Challenge Meeting
- 9:30 AM – Mini Session Demonstration
- 10:00 AM – Meeting Starts
- Main Demo – Larry Zarra – “Two Scoops”
- Board Meeting – Following Demonstration



William Ault Segmented Vessel – 277 pieces