


The Bayou Skew

The Bayou Woodturners' Newsletter

August 2004

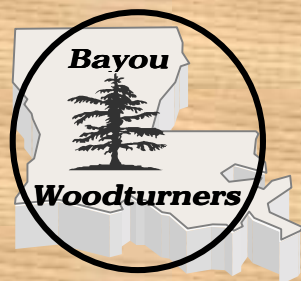
Volume 06

Issue 8



CONTENTS:

Page 1 From the Headstock
Page 2 Meeting Minutes
Page 4 Map/Directions
Page 5 Upcoming Events
Page 6 ... Freedom Pens
Page 8 Demo Photos
Page 11... Belt Sander Info



Bayou Woodturners
330 Highway Drive
Old Jefferson, LA 70121

Eddie Castelin – President
eddiecastelin@cox.net
Dale Campo – Vice President
d-campo@cox.net
Gordon Ousset – Treasurer
ousset@datastar.net
Dennis Wall – Secretary
martha1dennis@aol.com
Jerry Markowitz – Newsletter
jerrymarko@yahoo.com
Ron Alexander – Book/Video Reviewer
ralexan913@aol.com
Dave Beehler - Library
davidcbeehler@aol.com

From the Headstock

It's busy times at the Bayou Woodturners, we are right in the middle of the calendar competition, the Pig Roast is coming up, you should be making ornaments for the challenge, and that's only the start.

I have to say thanks to Dale Campo for the great workshop on ornaments at the July meeting. I went right out to the shop and glued up a few blocks to turn into ornaments. And a big thanks to Paul Burke for the demo on spindles. He makes that skew sing along almost effortlessly. It was nice to have a few new demonstrators from the membership. I hope some others step forward to show their tricks and tips. Everyone's welcome, just step up and let me know.

I clean forgot to bring up the election matter at the last meeting, and I noticed that you didn't either. I would like to get a nominating committee together to select a roster of candidates for the upcoming elections. Please consider lending a hand in this selection, you're not obligated to be nominated or run for office if you serve on the nominating committee.

We passed the Student Membership provision to the by-laws, now let's see some student members. Tell you what; I'll pay the dues for the very first one, out of my pocket.

The Times-Picayune did a feature story on the club and writer Earl Hodges interviewed several members for the piece. I hope it brings us some attention and a few members. I'm planning our first multi-level workshop for later this fall. We'll bring in about 6 lathes, a dozen guys to demonstrate and turn out some wood, from tree to bowl, or whatever. This will be a chance for beginners and seasoned turners alike to sharpen their skills. Bring your wood, your tools, your talent and your need to the workshop and go home satisfied. More details as they become available. This will not replace a regular meeting.

Next Meeting

10:00 AM *

August 14, 2004

**Harahan Senior Center
100 Elodie St
Harahan, La**

**Directions & Map
on Page 4**

*** MiniSession starts at
9:00 AM**

On the Internet at: www.bayouwoodturners.com

From the Headstock continued from previous page

We need 6 mini lathes, can we count on yours? Contact me.

Dale Campo is still working on our mentoring program. This will give new members and new woodturners someone to work with when they enter the club. A little bit of guidance and a little help when needed. Sign up to be a mentor when the program is introduced.

The Magnolia Woodturners will host Clay Foster on September 18 & 19. He is supposed to be a great demonstrator, I know I will go and car-pooling to Hattiesburg is a definite possibility. We'll talk it over at the pig roast.

Speaking of pig roast, please RSVP Miss Julia and plan your contribution to the lunch. Tune up that belt sander and bring it to the drag races in the country.

The Ornament Challenge is in October, start turning your good stuff and bring it to the meeting. This year we will again donate ornaments to the seniors at the Harahan Senior Center.

This month we will judge the calendar contest, come on out to the Senior Center for a bandsaw workshop, some shavings and pick your favorites. I'm heading out to spin some ornaments, see you at the meeting.

*Eddie Castelin,
President, Bayou Woodturners*



Our meeting was called to order at 10:03 a.m. If you've lost your nametag or need a new one for some reason, please contact Eddie Castelin, and please wear the name-tag at meetings. It helps all of us to keep straight who everybody is.

Our updated resource directory is now available to be received via e-mail. If you need an ink copy, contact Charlie Kragle. The directory is also available on our website in the password protected area. If you need the passwords, contact Eddie.

Speaking of our website, it got over 5,000 hits last month -- mostly Google searches. The website home page has been recently revised to add more buttons and make it more user friendly. As usual, please send all photos of your work; items for swap shop, and turners' tips to Eddie.

We have very good reason to be proud of both our newsletter and our website. In a recent AAW competition, our newsletter placed among the top ten; our website placed among the top eight. That's not bad at all for a club as relatively new as ours.

We, as usual need more articles for the "my lathe" feature in the newsletter. Just a few words about your lathe -- its capacity and other specifications, what you like about it and especially what you don't like. If you need help writing down the words, Eddie or I will gladly give it. Remember, we're looking for information here, not deathless prose. Incidentally, we also (as usual) need more tips for the tips column (don't forget about the two one hundred dollar prizes being offered at the end of the year).

We need more demonstrators as well; if you have a technique or process that you think is worth sharing, by all means share it with us. There's no need to be embarrassed -- you're among friends here.

We have just completed our first Craft Supplies discount order and will mail it in shortly. The way this works is we put together an order of \$1000 or more and submit it to Craft Supplies, who will then quote us their best price on the individual items. The worst you can do is the catalog price.

Next month, we will again meet at the Harahan Senior Center, this time for a band saw workshop. Bring a friend.

At this month's meeting we officially voted to amend our by-laws to permit student memberships for \$13.00 a year. Such memberships permit the holder to receive the newsletter (by e-mail only) and to participate in all club

**Treasurer's Report
By Gordon Ousset**

Beginning Balance 6/12/04:	\$730.31
Income:	
Membership	\$25.00
Raffle	\$67.00
Total	\$92.00
Disbursements:	
Hall Rental	\$25.00
Newsletter printing	\$27.41
Office Supplies	\$26.63
Bank fee	\$8.00
Total	\$73.67
Balance - July 12, 2004	\$748.64

continued on page 3

Meeting Minutes continued from previous page

functions. The measure passed overwhelmingly.

We are still working on a mentoring program and the biggest concern is still insurance. Will your homeowner's policy cover you if there's an accident while you're teaching someone in your shop? If you're interested in mentoring someone and teaching them some of things you know (in your shop or elsewhere), contact Dale Campo or Eddie Castelin. Please specify what you are willing to teach and how you're going to teach it. We'll put the information on the club website.

We're considering doing a teaching workshop with six or more mini-lathes some time in November or December. This will be apart from our regular meeting. The idea is to give one-on-one instruction to anyone who wants it. We will, of course, let you know what takes shape over the coming months.

Our annual pig roast will be held at Dick Gahn's September 11. Bring your belt sanders for the race, and bring a covered dish. Also, please let Dick or Julia know what you're bringing so we don't wind up with too much of the same thing.

Our sister club, Magnolia Woodturners of Mississippi will be hosting a two-day demo with Clay Foster on September 18-19. The charge for non-members is \$25.00 a day.

We're still trying to put together a chainsaw workshop for this fall. We have not decided yet whether it will be a hands-on or a safety affair. Your input would be appreciated, and we'll also need a head count of attendees before we finalize anything.

Around the third week in June, the Louisiana Forestry people do a tour called Tell about Forestry and Logging. It is completely paid for by sponsors. Contact Ben Sulzer in January if you might be interested. Ben, incidentally, donated the tape "Forests of Louisiana" to the club library.

Carl Voss of AAW has contacted us to say that the "club sage" articles will be in the fall issue and that our own O.B. Lacoste will be featured in it.

The Times-Picayune sent a reporter and a photographer to do a story about our club. The article will be in the Sunday, July 18th issue of the paper, in the magazine section. We'll save copies.

Acadian Hardwoods is once again hosting us in October. This time we will be part of an open house they are staging.

The business portion of the meeting concluded at 10:55.

Dennis Wall
Secretary

Around the Clubs



This column provides a look into what other clubs around the country are doing; how they are organized, what their demonstrators are showing, and how they are promoting woodturning among their members and the public

Bay Area woodturners

COMMUNITY PROJECT IN WALNUT CREEK

The details of this new adventure have been in the works for the last six months. The club's member-at-large has been working with the Bancroft Garden to make this a fun event for all those who become involved. Once the wood has been harvested, the club's members will have two years to process the wood and complete an arts and crafts project. At the end of this time period the pieces will be brought to the Bancroft Garden to be sold at a special event organized by The Garden. The turners will receive 70% of the sale price and the B. G. will keep 30%. The Bancroft Garden has long experience in planning this type of event. They will do the promotion, provide the location, set up the event and provide the point of sales.

Woodturners of North Texas

At the last Board meeting a plan to encourage the turning of tops for Ronald McDonald house was made. Member Peter Pipe and a few other members have been turning finger tops that Peter collects and delivers. The club has decided to try and motivate other members to make a few tops more by offering a bribe. Everyone who brings tops to Peter at the meetings will receive a ticket to the wood raffle. It is hoped that this may induce a few more members to add tops to the program. One of the members finds it a great warm-up before he gets to work on his next goblet or bowl. It does help to turn a simple little top just to get back into the feel of things, especially if you only find time to turn occasionally with long dry spells in between. The club also talked about having a spin off and/or a finger top for the Presidents Challenge.

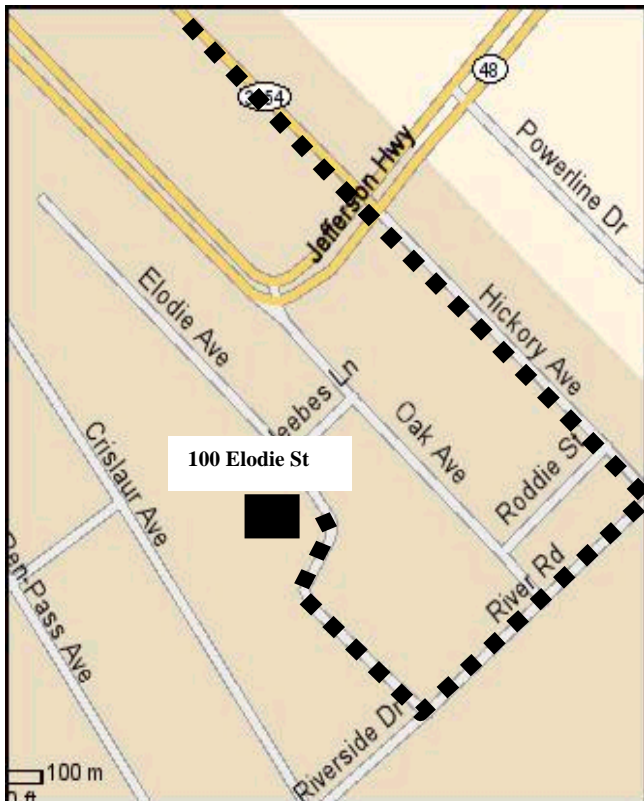
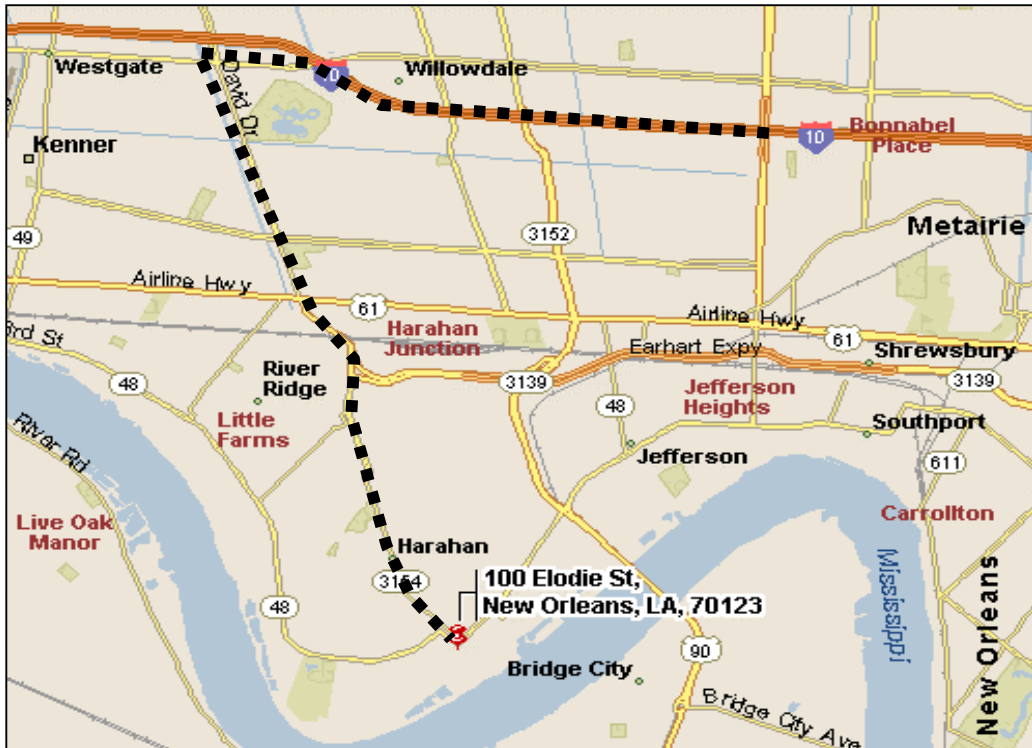
North Carolina Woodturners

Upcoming Meeting Demonstrations include:

Bart Castlebury - **Turkey Calls**

Don Geiger - **Mastering the Side Ground Bowl Gouge**

Dwight Hartsell - **Surface Treatments**



Directions

From New Orleans take I-10 heading west to Veterans Blvd. Turn left onto Veterans and go to David Drive. If you don't see the K-Mart on the corner, you turned the wrong way. Turn left on David Dr. Go South for about 2 1/4 mile. You will cross Airline Hwy and go over a bridge where David Drive turns into Dickory Ave. Be careful not to speed in these areas, police are everywhere! You will pass Dock Av. at the light on your right. Dickory Ave. is only a mile long and at the end, you will first turn right on Gardner then left onto Hickory Ave. Stay on Hickory for two miles. After you cross Jefferson Hwy. at River Road turn right and go two blocks. Turn right on to Elodie Ave. You're just about there! As you go up Elodie about 100 yards, you will see a red brick building. Round the curve and turn left into the Parking lot marked "Enter."



Phil Coghil – Kaleidoscope with base



Ben Sulzer: Spalted maple Bowls



Bobby McCarley: Wedding Goblet

Upcoming Events

Aug 14, 2004
Harahan Senior
Center




Getting the most
from you Bandsaw



Voting on 2005
Calendar Photos

Sept 11, 2004
Dick & Julia
Gahn's



5th Annual Pig Roast
Belt sander racing



Sept 18 & 19,
2004



Clay Forster
Demonstration
Magnolia Woodturners

Oct 1–2, 2004



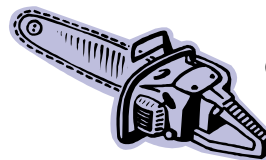
SWAT
SouthWest Association of
Turners Symposium
Temple, Tx

Oct 9, 2004
Acadian Hardwood &
Cypress



Christmas Ornament
Challenge

Fall-2004
TBA



Chainsaw Workshop
Details TBA

July 1– Nov 30, 2004



Woodturning Design Magazine's
Writing Instrument Contest
For more info see July Skew

Open



See page 7.
For more details visit
www.freedompens.org

Freedom Pen Project

Freedom Pens

Last meeting during the Gallery Show & Tell, Bobby McCarley showed several of the more than 40 pens he has turned for the Freedom Pen Project. Bobby embellishes the top of many his pens with a patriotic Red, White, and Blue Corian striped end cap

“The Freedom Pens Project is an all volunteer effort spearheaded by the members of SawMill Creek Woodworkers Forums to provide custom hand crafted pens to American servicemen and women overseas.”¹

To date over 12,300 pens have been turned by thousands of woodworkers all over the country (the goal is to ship 20,000 pens by the end of this year and 150,000 in all). In June Rockler Woodworking Stores held a National Turn-A-Thon. At each of their 34 stores Rockler provided lathes, pen kits, wood, and refreshments to anyone who volunteered to turn pens. Woodcraft is planning a series of Turn-A-Thons as well. A number of Woodturning clubs around the country have gotten together to “mass produce” pens – The Rhode Island Woodturners donated 112 pens, Nebraska I-80 Woodturners 200. Each person, club, or sponsor, that donates a pen(s) is acknowledge on the Freedom Pen website (www.freedompens.org).

Check out the website for more details and how you can help. “When one of our handmade writing instruments is used by a soldier to write a letter home it is a symbol of our support and physical evidence that the people of America care deeply about their safety and are praying for their safe return home”²

^{1,2} Quote from the Freedom Pens Project Brochure, provided by



Pens by Bobby McCarley

Corporate Sponsors Bayou Woodturners

**R.J. Marchand
Contractors Specialties Inc.
3515 Division Street
Metairie, La
(504) 888-2922**



**Riverside Lumber Co.
5451 Morrison Rd.
New Orleans, LA. 70126
(504) 242-6624**

Craft Supplies USA
www.woodturnerscatalog.com

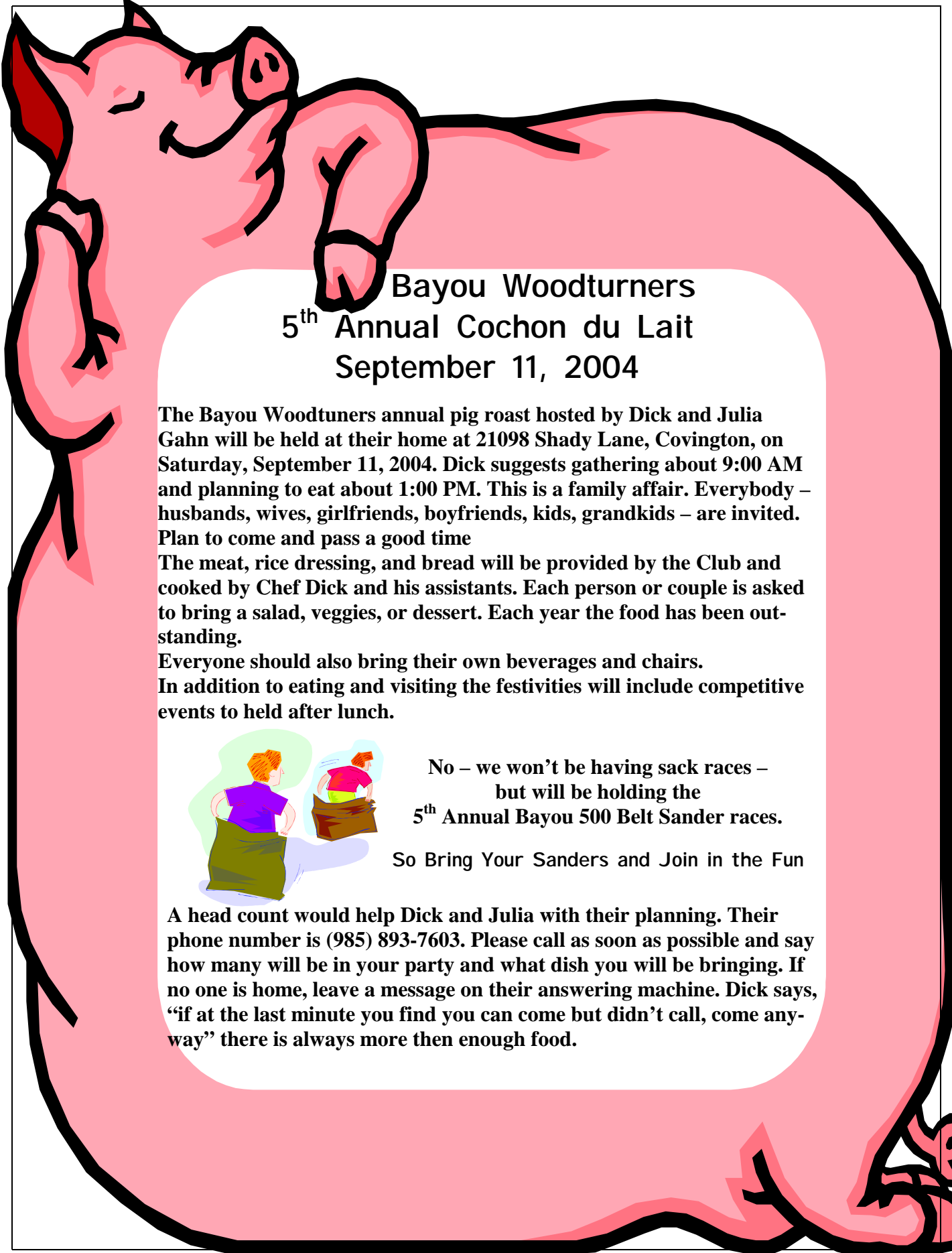
ACADIAN HARDWOODS & CYPRESS

If you have any questions, comments, turning tips, articles, photos, etc. you wish to put in the Newsletter please contact

Jerry Markowitz at:

email - jerrymarko@yahoo.com
mail - 620 Chambertin Dr.
Kenner, LA 70065
phone (504) 464-6050





**Bayou Woodturners
5th Annual Cochon du Lait
September 11, 2004**

The Bayou Woodturners annual pig roast hosted by Dick and Julia Gahn will be held at their home at 21098 Shady Lane, Covington, on Saturday, September 11, 2004. Dick suggests gathering about 9:00 AM and planning to eat about 1:00 PM. This is a family affair. Everybody – husbands, wives, girlfriends, boyfriends, kids, grandkids – are invited. Plan to come and pass a good time

The meat, rice dressing, and bread will be provided by the Club and cooked by Chef Dick and his assistants. Each person or couple is asked to bring a salad, veggies, or dessert. Each year the food has been outstanding.

Everyone should also bring their own beverages and chairs.

In addition to eating and visiting the festivities will include competitive events to held after lunch.



No – we won't be having sack races –
but will be holding the
5th Annual Bayou 500 Belt Sander races.

So Bring Your Sanders and Join in the Fun

A head count would help Dick and Julia with their planning. Their phone number is (985) 893-7603. Please call as soon as possible and say how many will be in your party and what dish you will be bringing. If no one is home, leave a message on their answering machine. Dick says, "if at the last minute you find you can come but didn't call, come anyway" there is always more than enough food.

Spindle Turning with Paul Burke



Marking out the centers



Honing the Skew

Note Paul's special honing oil to the right



Cutting the beads



The Finial



Paul does not use a lathe duplicator to make his multiple copies (he feels that one does not get crisp enough details with a duplicator). He uses a pattern marked on a piece of wood or cardboard, calipers and a good eye instead.



Paul transfers the locations of the various beads, coves, etc. from his template to the rounded out spindle.



Using calipers, Paul measure the size of the bead he will duplicate on his spindle



Checking the lathe turned spindle to the original

Buying in Bulk

The Bayou Woodturners made their very first bulk buy from Craft Supplies. The order was accumulated over a 2-month period and it totaled about \$2500.00. Eliminating the few items, which were on promotional special, the average savings for each member was about **30% off retail and no shipping expenses**. This moved most savings to over 35% of retail price. I'm starting a new list and will place the next order by Labor Day weekend. If you are interested in saving some money it's a simple process. Send me a note showing me what you want to buy, the item number, description and retail price. I fax it to Craft Supplies and when I get a response I call you. You are not obligated to buy the item until you get that response. You give me a check for the discounted amount and I place the order. It has to total over \$1000, be paid by one person and shipped to one address. I will handle the gathering of orders, sending the fax, contacting you, collecting the money, placing the order and getting you the goods. All you have to do is be within the guidelines above. Save some money and act now.

- Eddie Castelin

**July Meeting Mini-session
Dale Campo Shows How He Turns His Crisscrossed Christmas Ornaments**



Completed Ornament



Close-up of Crisscrossing Pattern



Using a miter saw Dale makes the first cut for one of the crossing bands



Glued up block with three crisscrossing bands of wood



Shown are three ornaments in various stages of being turned into a ball.

Coming to Bayou Woodturners Pig Roast in September?
Remember to bring your Belt Sander – and have a great time.

Some people take their Belt Sander racing very seriously (see picture at right). There is even a sanctioning body – IBDA. The International Belt sander Drag racing Association.

Most of us will not be competing at this level at Dick's but for those who need an edge check out www.pubdeuce.com/SCP/power-sander.html for some tips and tricks.

What is belt sander racing?

In this sport, power tools that are normally used for carpentry are used instead as vehicles to be raced against one another. The endless belt of sandpaper on the bottom of these machines rotates and propels the contestants forward down the track. Two or more belt sanders race side by side from a starting line to a finish line. The first sander to cross the finish line wins the race.

How long is the race?

Races have been run on tracks as short as 30 feet and as long as 70 feet. The international standard seems to be 30 feet. There is an additional length of track beyond the finish line to allow the sanders to stop

How fast do they go?

Unmodified sanders commonly travel at about a human's running pace while highly modified sanders have exceeded 50 miles per hour.

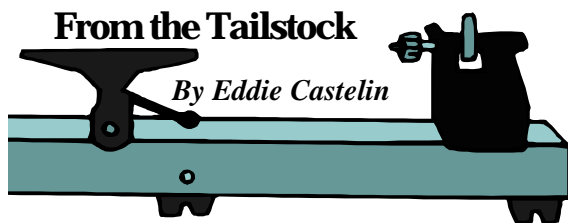
Tracking: Check to make sure your belt is running straight and true on the sander. It's a good idea to check this after every race.

Belt choice: Make sure the belt you choose is new and sharp. An official IBDA track is made of a softwood plywood, so the belts will bite into it. We find most people are using coarser grits such as 36 and 24 grit. Don't leave it till the last minute to buy these belts. Go and but them a few days early, perhaps buy a couple in case one tears, gets clogged...

(info provided by the website noted above)



12" Craftsman Band Saw
\$125.00
Contact: Melvin M. Marquis
985-893-7532



From the Dale Campo clinic, the angle of attack for the ornaments varies from 15 degrees to 30 degrees, depending on the look you want to achieve. The thin decorating wood he used was from Rockler. I have bought similar from Riverside lumber.

Paul Burke used cypress for his spindles, turned most of it with a large, square edged, skew, which he sharpened on a flat stone. Following Paul's demo, I demonstrated my Blackhawk hollower for Charles Taylor




Bayou Woodturners
330 Highway Drive
Old Jefferson, LA
70121

Place
Stamp
Here

The Bayou Skew

The Bayou Woodturners' Newsletter



Inside:

- ❖ Turning Spindles and Christmas Ornaments with Paul and Dale
- ❖ Coming Events
- ❖ Get Your Belt Sander Ready
- ❖ Freedom Pens
- ❖ Around the Clubs
- ❖ And much much more



Paul Burke demonstrate turning spindles with skew