

The Bayou Skew

The Bayou Woodturners' Newsletter

September 2004

Volume 06

Issue 9



CONTENTS:

Page 1 From the Headstock
Page 2 Meeting Minutes
Page 4 Calendar Photos
Page 6 Member's Gallery
Page 7 ... Featured Article
Page 10 .. November Workshop News
Page 10 .. Tailstock
Page 11 ... Map/Directions



Bayou Woodturners
330 Highway Drive
Old Jefferson, LA 70121

Eddie Castelin – President
eddiecastelin@cox.net
Dale Campo – Vice President
d-campo@cox.net
Gordon Ousset – Treasurer
ousset@datastar.net
Dennis Wall – Secretary
martha1dennis@aol.com
Jerry Markowitz – Newsletter
jerrymarko@yahoo.com
Ron Alexander – Book/Video Reviewer
ralexan913@aol.com
Dave Beehler - Library
davidcbeehler@aol.com

From the Headstock

All I can say about the calendar competition is “WOW”. Some beautiful art was presented for this year’s calendar. Charlie Kragle should have the proof ready for the October meeting at which time you can order your calendars in time for Christmas. Now if you think you’ve missed the calendar, think again. The “Best of Show” in the Christmas ornament competition makes it to the December page of the calendar. So, get out to that shop, create some fantastic ornaments and get on that calendar. Speaking of ornaments, this year we’ll donate the ornaments to the Harahan Senior Center. They have a few programs to use the ornaments in. Bring a few spares and leave them behind for the center.

We had a good meeting this month, with lots of visitors and a few new members coming in as a result of the recent article in the newspaper. It was nice to see a few old members come back to play in the shavings.

We’ve got a lot coming up in the near future, a pig roast, ornament competition and our first-ever all day workshop. I hope you make all the activities and perhaps get more involved in the actions of your club. We’ve formed a nominating committee to select a panel of nominees for the annual election of officers. They are charged with an insurmountable task since running for office is what most of us work hardest at avoiding. If you are contacted by the committee, spend a few minutes considering what they are offering, a chance to help this club grow. The committee is composed of Louis Cundiff, David Beehler and Ben Sulzer) We still need lathes, demonstrators and assistants for the all day workshop on November 20. It’s shaping up to be a great day and we’d like to have you involved in as many spots as you can. Check out the article in this newsletter.

Many of us have heard of the Freedom Pen

Next Meeting
9:00 AM
September 11, 2004

Dick & Julia Gahn's
21098 Shady Lane
Covington, LA
(985) 893-7603

Directions & Map
on Page 11

On the Internet at: www.bayouwoodturners.com

From the Headstock continued from previous page

Project, where woodturners send pens to our troops as they serve America throughout the world. It's time for us to jump on board with a donation to this project. I know we have a few pen tuners in our group and we'll sweeten the pot a little by providing some pen kits to those turners interested in getting involved. We'll replace your kits with either slim line or European pen kits from Craft Supplies and give you one kit for every two pens you donate. Bring those pens to the October meeting at Acadian Hardwoods and I'll get them shipped out and order your replacement kits.

This month is our Annual Pig Roast at Dick Gahn's estate in upper Covington, or is it Lower Bush? We always have a great lunch, some fantastic conversation and often one-sided belt sander races. This year we'll once again try the jitterbug sander races, so bring some sanding gear and come to the pig roast. Don't forget to RSVP Miss Julia, so we don't end up with 12 bowls of baked beans.

On September 18 & 19, the Magnolia Woodturners will host Clay Foster in Hattiesburg. We've got several members wanting to go see Clay and are planning to car pool up to Hattiesburg on Saturday. If you are interested in making the trip, and won't make the pig roast, contact me before September 11 and I'll put you on the list and see if we can arrange a ride.

Until then I'll be in the shop making a few more ornaments.

*Eddie Castelin,
President Bayou Woodturners*



Meeting Minutes

Our meeting was called to order at 10:00, and let's begin by saying welcome to the new members and visitors. There were several of each at this month's meeting.

As you may know by now, our resource directory is available in the password-protected area of our website, along with one year of back issues of our newsletter, the Bayou Skew. Issues of the newsletter older than one year are available from Eddie Castelin by e-mail. We are always trying to improve our website and we welcome all and any suggestions to that end. Just send them to Eddie.

As usual, we'd like to get in some more turning tips before the prizes are awarded. Remember, there's a \$100.00 gift certificate for best turning tip of the year, and another \$100.00 for another turning tip chosen by lot, but you can't win if you don't send something in.

We would also like to get some more My lathe articles. Just take a few minutes to describe your lathe -- the particulars, the good, the bad, and the ugly. If you need any advice in writing the info up, contact Eddie or myself, and we'll be glad to help out. You can also volunteer to demonstrate at our upcoming meetings, and don't worry if the demonstration doesn't go according to plan. Nobody will laugh at you and believe me I speak from experience.

We have just done our first bulk order with Craft Supplies out of Utah, and the average savings were about 35%. The way the deal works is: you submit your order out of the Craft Supplies catalog to Eddie Castelin (he prefers that you submit on a Craft Supplies order form -- a photocopied form will do.). Eddie then submits the order to Craft Supplies and they quote him their best price on the item or items. When Eddie lets you know what that price is, you either reject it or accept it -- and pay Eddie at that time. Even if you don't save over the catalog price, you'll save the cost of shipping. Our next order goes in on Sept. 1 if we have enough items to meet the \$1000 minimum. Remember, once you have accepted the offered price you cannot change your order and you should not contact Craft Supplies; it only makes for confusion. If you have questions about the order, contact Eddie, NOT Craft Supplies.

Our annual pig roast will take place on Sept. 11 at Dick Gahn's palatial estate in Covington. If you plan to attend, please RSVP Dick; also, let him know if you're bringing a covered dish, and especially what that dish is, so we don't get too much duplication.

Our Vice President, Dale Campo is working to set up a mentoring program. If you wish to be a mentor, or you

continued on page 3

Treasurer's Report

By Gordon Ousset

Beginning Balance:	\$748.64
Income:	
Membership	\$130.00
Raffle	\$58.00
Total	\$188.00
Disbursements:	
Hall Rental	\$25.00
Newsletter printing	\$62.38
La Corporation Fee	\$5.00
Wood Turning Center	\$25.00
Bank fee	\$8.00
Total	\$125.38

Meeting Minutes continued from previous page
 wish to be mentored on some topic, contact Dale. You might want to check your homeowner's insurance policy before you sign up. Coverage's vary, and if you ever sell any of your work, then some insurance companies consider you a business and the rules change dramatically. Don't let this scare you off, however. I've signed up to mentor, just not in my shop which barely has room for me. This mentoring business is to be considered a work in progress, and we'll be putting a sign-up form on the website pretty soon.

Magnolia Woodturners are hosting a two-day demo by Clay Foster of Texas on September 18-19. The fee is \$25.00 a day for non-members. If interested, contact Clyde Hare of that club. They have a website (MagnoliaWoodturners.com).

We have put together a nominating committee to get together a slate of officers for next year. Louis, Ben and David have volunteered to do the job.

On November 20, we plan to do a multi-level workshop. This event will *not* take the place of our regular meeting. There will be six lathes going and we'll do our best to cover any and all topics. There will also be some design talk. There is a fee of \$10.00 for each participant to cover expenses and you must bring your own pair of safety glasses or a face shield. We'll likely send out for some sandwiches for lunch and the event is tentatively planned to run from 9 until 3, but we may be able to go longer if there is interest.

The judging for the Christmas ornament challenge will take place October 9 at Acadian Hardwoods in Ponchatoula. As is now our custom, all ornaments entered will be donated to a worthy cause, unless you say otherwise and the winner of Best of Show will be featured for the month of December on next year's calendar. If you wish to donate further ornaments you can do so up till our November meeting.


Past President Steve Rome informs us that Laguna Tools, the bandsaw people are bringing out a line of lathes. If the lathes are as good as their bandsaws, they will certainly bear looking into.

The business portion of the meeting concluded at 10:51.

Dennis Wall
Secretary

Upcoming Events

Sept 11, 2004
Dick & Julia
Gahn's



5th Annual Pig Roast
Belt sander racing

Sept 18 & 19,
 2004



Clay Forster
 Demonstration
 Magnolia Woodturners

Oct 1-2, 2004



SWAT
 SouthWest Association of
 Turners Symposium
 Temple, Tx

Oct 9, 2004
Acadian Hardwood &
Cypress



Christmas
Ornament
Challenge

Nov 13, 2004
Harahan Senior
Center



Nov 20, 2004
Harahan Senior
Center



All Day
Workshop

See Page 10
for details

Fall-2004
TBA



Chainsaw Workshop
Details TBA

July 1- Nov 30,
 2004



Woodturning Design Magazine's
 Writing Instrument Contest
For more info see July Skew

Note: Bayou Woodturner Meetings & Events in Bold



**2005 Calendar Challenge
Winners**



Three Sided Box – Charlie Kragle



Bowl of Plum – Dale Campo



Magnificent Magnolia – Al Reisz



Untitled – Tom Dunne



My Cup Runneth Over – O.B. Lacoste



Spalted Maple Bowl – Ben Sulzer



Your Move – Jerry Markowitz



For Medicinal Purposes – Bobby McCarley



Humidor – Dan Patterson



Ground Zero – Eddie Castelin



Sweet – Alan Ripps

Member's Gallery



Dale Campo



Eddie Castelin



Dale Campo



Philip Morris



Ken Lacassin



Corporate Sponsors Bayou Woodturners

R.J. Marchand
Contractors Specialties Inc.
3515 Division Street
Metairie, La
(504) 888-2922

KLINGSPOR'S WOODWORKING SHOP

"Quality Tools and Supplies for the Woodworker"

(10% Discount on Abrasives)

Riverside Lumber Co.
5451 Morrison Rd.
New Orleans, LA. 70126
(504) 242-6624

Craft Supplies USA
www.woodturnerscatalog.com

ACADIAN HARDWOODS & CYPRESS

If you have any questions, comments, turning tips, articles, photos, etc. you wish to put in the Newsletter please contact

Jerry Markowitz at:

email - jerrymarko@yahoo.com

mail - 620 Chambertin Dr.

Kenner, LA 70065

phone (504) 464-6050



Finding the High Spots at the 2004 AAW Symposium

By Keith Welsh

Attending my 3rd. AAW Symposium since 1996, my expectations were somewhat low. How could this annual symposium excite me like my first experience? After all, I have taken classes with Ellsworth, Key, and Christensen. I met and made friends with Woodturners from around the world in just two symposiums and three classes. I have seen dozens of demos from "BIG NAMES", Ellsworth, Foster, Sudall, Hosaluk, Binh Pho, Lee, Olsnick, Lamar, Jordon, Bosch, Jamison, and Duplessis to only name a few. This symposium had fewer "BIG NAMES" than those before. So what could be better than those previous experiences?



Binh Pho

To my surprise I was equally impressed with the 2004 Symposium. No, I wasn't captured by the big names as I was as a beginner, but I was inspired by the breath of creativity and innovation. I found that as woodturning becomes more popular, the competition rises and the need to stand out from the pack increases. No longer being that rank beginner, I found that I spent more time looking at the work that interest me rather than being blown away by everything. I could focus on specific works, fewer techniques, and more design aspects. I also spent less time wondering about where I should go next and spent more effective time at the Trade Show and Galleries. I had a good idea what I wanted to see and even where I was going to spend my money. After all I saved up for two years to go to this.

The most enjoyable Rotation I visited was on the subject of creativity and design, titled "*Finding your own voice*". Trent Bosch led the most interesting discussion of expressing yourself through art. He showed slides of a couple of dozen artists and read the artist's statement as to where they found the inspiration to create the work shown in the slides. Several of the artists were in the audience and would elaborate on specific works or ideas. The most common source of inspiration from these artists was nature. Such as carved leaves, feathers, sea creatures and even fantasy creatures (dragons, castles etc.) Inspiration is often found in ones emotions, environment, or culture. As you can see, Binh Pho (above) is highly influenced by his culture and upbringing, Jamison is inspired by the beauty of the human form, Nittmann is influenced by the need to express




Trent Bosch

movement, Ellsworth is influenced by his early works in pottery, Key by utilitarian objects, and I am influenced by my love of wood. Dave Ellsworth in a very eloquent sentence, that I could not remember or reconstruct, basically said that he finds inspiration in the woodturning process itself. That is the process of a succession of failures to achieve that one successful piece is in itself rewarding. It's hard to explain exactly what I learned from this rotation because it is more of a change of perspective than an actual lesson learned. I guess the bottom line is that I will hope to find inspiration and ideas from everywhere possible and not limit any of my thinking (or daydreaming).

David Nittmann's "*Baskets of Illusions*" are breathtaking. He showed several slides of his large platters that showed unlimited energy and movement. He explained that after turning these 24 inch plus platters, he used a beading tool to make a succession of beads on the platter down to its center. He sands each bead then with a burning pencil, burns the cross segments creating the basket effect in the platter. To add the movement in the work he uses permanent ink pens to color different segments thereby creating the geometric images seen in the platter.

Each year I have attended, I have volunteered. When you volunteer, you are signed up with one of the demonstrators and you do whatever they ask. This year I was assigned to Mark Sfirri (sounds like sa' feary). Mark was a



David Nittmann

really nice guy and since his Rotation was a slide presentation, all I had to do for my free T-shirt was to collect the four evaluation sheets. Marks's presentation was on his work and its evolution from furniture making to woodturning. It is very interesting how many people end up in woodturning. I also met Jacques Vesery who is obviously good friends with Mark. Since Jack seemed like an interesting guy I stayed for his Rotation. Jack is noted for his feathered jars. Again, beautiful work that takes an unlimited amount of patience. Jack not only carved feathers on the outside of his jars but feathers inside of his cracked eggs. Patience I would never have.



Don Derry had an excellent presentation on Understanding Shape, Form, and Creativity. He turned a ball, an egg, and a sphere while looking for the "High Spot". He showed that if you focus on the wood you need to remove to

achieve a more ball-like, egg-like or sphere-like shape you can achieve that form. Knowing that any form cannot be perfect, you can try to get as close as you can. As your experience grows, your forms get closer to perfection. He had a very unique perspective that was thought provoking. I think his mantra of "Where's the high spot" invites the question "what is good about my work?" as apposed to "what's wrong with my work". From now on, I will try to focus on the "High Spots"!

On top of all this wonderful work, I had the opportunity to visit with such nice woodturners as; Allen Lacer, Gorst Duplessis, Linda Van Gehuchten, Dick Gahn, Ron Alexander, Dale Campo, Bill Sullivan, David Ellsworth, five guys from Arrowmont courses, many of the tool guys at the Trade Show, and the double entendre himself, Steve Rome. I'm not going to discuss the fun and discounts that I got at the Trade Show; it would take too long and would seem like bragging. So, if you ever get the chance to go to a woodturning symposium, remember to volunteer, prioritize your activities ahead of time, and look for the High Spots.

***Scenes from the 2004 AAW Symposium
photos by Keith Welsh***



Turning a round
Christmas Ornament
with Ball Cutting Jig
with Eddie Castel in




Ball Shaping Jig



BlackHawk Hollowing Tool

Bandsaw 101 by Eddie Castel in



The Bayou Woodturners annual pig roast hosted by Dick and Julia Gahn will be held at their home at 21098 Shady Lane, Covington, on Saturday, September 11, 2004. Dick suggests gathering about 9:00 AM and planning to eat about 1:00 PM. This is a family affair. Everybody – husbands, wives, girlfriends, boy-friends, kids, grandkids – are invited. Plan to come and pass a good time.

The meat, rice dressing, and bread will be provided by the Club and cooked by Chef Dick and his assistants. Each person or couple is asked to bring a salad, veggies, or dessert.

Everyone should also bring their own beverages and chairs.

A head count would help Dick and Julia with their planning. Their phone number is (985) 893-7603. Please call as soon as possible and say how many will be in your party and what dish you will be bringing. If no one is home, leave a message on their answering machine.



President's Challenge –
Christmas Ornaments
October

"Best of Show" ornament will
be the December page in the
Bayou Woodturners
2005 Calendar

Your Woodturning Workshop

We've talked about it for years, now it's here, Your Woodturning Workshop. On **Saturday November 20** we'll gather at the Harahan Senior Center for a 6 hour workshop on all aspects of woodturning.

Designed to help every woodturner, we'll have 6 turning stations, one sharpening station and lots of help from experienced turners. The program is designed to help you through rough spots in your turning program.

We've got some great programs in development, for example: Keith Welsh will do some work on the skew, Francis LeJeune will demonstrate his design of a Ringmaster, Eddie Castelin will do some hollowing on both small and large vessels, Dale Campo will demonstrate a bowl saver technique, I'm working on a pen workshop for those turners interested in that art. And we'll have a sharpening program for all the above.

The program is still growing and we'll gladly add a station for a program, all you have to do is ask. And it's not all on Mini Lathes, we'll have the 16" club lathe there for the big stuff.

There are a few rules:

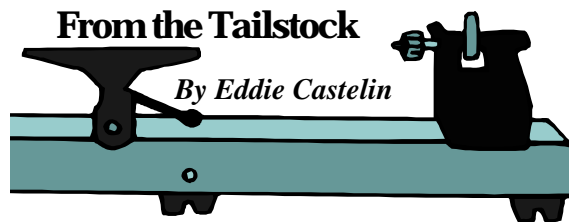
- ❑ There will be a charge of \$10.00 per member to help offset some expenses and pay for our sharpening station. (*this includes the cost of your lunch*)
- ❑ Safety eyewear must be worn by everyone in the working range of a lathe (blue lines on the floor). This is a shield or goggles over regular eyewear for us visually challenged older Americans.
- ❑ You must bring at least one piece of turning stock for the workshop.

We are currently collecting turning materials from members and will use take wood from the raffle in October and November for this program. Bring something nice to turn.

We will arrange with a local Subway Sandwich shop to prepare lunch, which we can order early that morning and have them delivered to the hall. You will have to arrive prior to 10:00 to order lunch. I hope you didn't miss the part about the free lunch. During the lunch break we'll be talking style with a panel of turners. Bring some of your work for examples.

I'm targeting a start time of 9:00 AM and wrapping up at 3:00 PM. I will need volunteers for both setup and cleanup as well as drinks and snacks, which will be available at a nominal charge.

You've asked for it, now let's make it happen. Be a part of this first-ever program and help our club grow.



The bandsaw workshop produced lots of questions about tools, gear and supplies. Here is a recap of what I used and showed.

Suppliers:

Iturra Design of Jacksonville Florida – 1-888-722-7078

Woodcraft Supplies – www.woodcraft.com or 1-800-225-1153

Rockler Tools – www.rockler.com or 1-800-279-4441

Woodworkers Supply – www.wodworker.com or 1-800-654-9292

Equipment:

Carter Quick Release – to release tension on your blades- Woodworker #106-358, Woodcraft # 142671, Iturra #10049

Carter Bandsaw Guides – Ball bearing guides for blades – Woodcraft #142671, Woodworker #884-089 (typ)

Cool Blocks – composite blade guides – Woodcraft #49H01(typ), Iturra #10007A(typ)

Blades – Lennox – Iturra various types and sizes shown.

Band Saw Table and Fence and circle cutter – Rockler – Model 24504 with 24581, 22710 and 60076

Resaw fence to fit your fence – Woodcraft # 140543 or 140544

Ultra Blue bandsaw tires – Woodworker #124-277 (typ), Iturra #10133

Truing stone for blades – Woodworker #119-336, Iturra #10048

These are only examples of the equipment and suppliers I use for this gear. Shop around and consider shipping cost when selecting a vendor. Local vendor for blades is Southern Saw and Cutter in Elmwood.



Directions to Dick Gahn's House

From Causeway take Hwy 190 N to Covington

From Covington Take Hwy 21 N to Bogaloussa for 2 miles

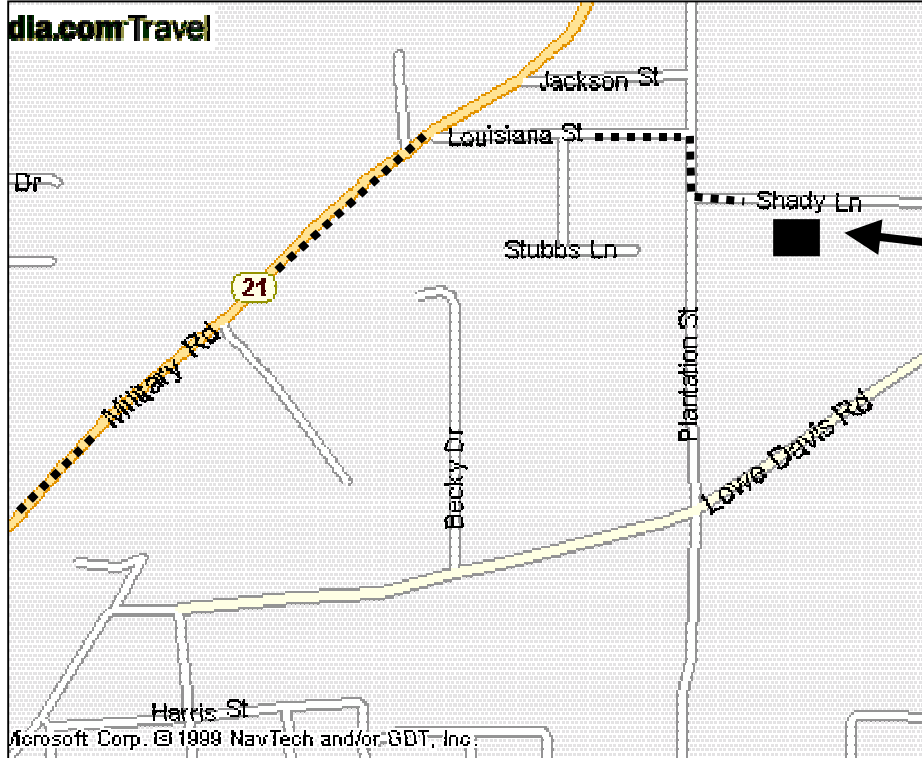
Turn Right on Louisiana ST

Turn Right on Plantation St

Turn Left on Shady Lane

Third House on Right

21098 Shady Lane
(504) 893-7603



Craftsman 12" Bandsaw
With table extension and stand
Extra Blades
\$125.00
Contact: Melvin M. Marquis
(985) 893-7532
Menmearl@charter.net



General 160 Lathe
Never been used
\$1000.00
Contact: Steve Rome
469-6599



Bayou Woodturners
330 Highway Drive
Old Jefferson, LA
70121

Place
Stamp
Here

The Bayou Skew

The Bayou Woodturners' Newsletter



Inside:

Impressions (and photos) from the
AAW Symposium – by Keith Welsh

Calendar Challenge Winners

Upcoming Events Calendar

Member's Gallery

And much much more



Eddie Castelin turns a few Ornaments