

The Bayou Skew

The Bayou Woodturners' Newsletter

July 2005

Volume 07

Issue 7



CONTENTS:

Page 1 From the Headstock

Page 2 Meeting Minutes

Page 4 My Lathe

Page 5 VP Challenge

Page 7 ... Gallery

Page 9 Upcoming Challenges

Page 10 ... Map/directions



Bayou Woodturners
330 Highway Drive
Old Jefferson, LA 70121

Eddie Castelin – President

eddiecastelin@cox.net

Dale Campo – Vice President

d-campo@cox.net

Ray Hoffmann – Treasurer

Roach1no@aol.com

Dennis Wall – Secretary

martha1dennis@aol.com

Jerry Markowitz – Newsletter

jerrymarko@yahoo.com

Dave Beehler - Library

davidcbeehler@aol.com

Charlie Kragle – Membership director

ckragle@earthlink.net

Joel Blazek – Events Manager

joelblazek@bellsouth.net

Al Reisz – Development Director

furnwks@bellsouth.net

Steve Brunswick – Collaborative Challenge

steven.brunswick@bisys.com

From the Headstock

Dale Campo can really turn pens, I mean really. Dale planned a perfect demo taking pens from tips to clips. I had a few turners ask me how to get started in pens and a few planning on going back to pens for the challenge Dale threw out.

In a nutshell, Dale is challenging you to turn pens for our troops serving abroad this Christmas. We have a way to get them there and a commitment of over 50 pens at this time. Dale reports that he'll personally turn 20 pens and I told him I'll do 30 (I had to top him). I've decided to increase that to what I can do before the October deadline. I'll come up with prizes to be awarded in a drawing to all those who donate pens, and it won't be pen kits.

We've got lots of programs coming up this summer. In July we'll see how to make stemware with Phil Coghill of Carencro. I'm working on a demo of making wooden hats for September or October, but this will be an all day demo and we may have to do it at the next S.K.E.W.

We are ordering tee shirts, hats and golf type shirts at this time. Check out the clothing page on our huge website for details. We're still selling super glue, sealer and screws at the meetings. Our super glue guru, Ben Sulzer is recovering from by-pass surgery, a pulled muscle and back problems. He's a wreck, but he's getting better.

I have to get out to the shop, my new lathe, and a stack of pen blanks for the troops. This is a great challenge, everybody wins, especially me.

– Eddie Castelin, President

Next Meeting
10:00 AM*
July 9, 2005

Harahan Senior Center
100 Elodie Dr.
Harahan, La

Directions & Map
on Page 10
*MiniSession at 9:00AM

On the Internet at: www.bayouwoodturners.com

Treasurer's Report

By Ray Hoffmann

Beginning Balance:	\$1,191.64
Income:	
DVD Sales	\$18.00
Membership	\$50.00
Total	<u>\$68.00</u>
Disbursements:	
Hall Rental	\$100.00
Newsletter printing	\$36.54
Deposit on Caps	\$185.00
Deposit on Hats	\$182.00
Total	<u>\$503.54</u>
Balance - June 30, 2005	\$756.10

Welcome



The Bayou Woodturners
Extend a Warm Welcome to
the following new members
who have recently joined the Club

Dennis Lafaye, New Orleans, LA

Christopher Janke, Old Metairie

Cromer's Law

A digital readout provides misinfor-
mation with greater accuracy than
previously possible.

from Murphy's Law Calendar



Meeting Minutes

Our meeting was called to order at 10:06. The club website is now up to some 40 odd pages; next time you go online check out From the Tailstock (which re-caps our latest meeting) and Cap's notebook (which contains tips and plans which have been recently discussed).

Thanks to Bobby McCarley for contributing a Mylathe article on the Powermatic 3520.

Our bulk order is at the moment stuck at around \$300.00, so there is lots of time to get in on the deal. Remember, there are two new conditions to our bulk order deal: First, we ask for a voluntary contribution of 3% of each order to the club. Second, no merchandise will be distributed at club meetings. When your stuff comes in, contact Eddie Castelin and he'll work with you to arrange collecting your order. One final note about our bulk order, please DO NOT contact Craft Supplies about your order. If there's any problem or question with your order, contact Eddie and he'll relay the info to Craft Supplies.

We are still waiting to hear from the Girl Scouts as to what they want us to do at their July 14th event at the Pontchartrain Center. We'll let you know when they tell us something.

We have had to re-do some of the artwork for our club logo hats and T-shirts. They'll be available soon at about 10 bucks each. .

We have a number of challenges coming up at our July meeting. There will be the *Christmas ornament challenge* -- early, I know, but we need to get the ornaments in time for the WYES auction. There is also the *Jewelry challenge*. August is the *egg challenge*. Turn an egg; it's far harder than it looks to get the proportions right. August will also be the last photo session for the calendar competition. Judging from the photographs will take place in September.

The next classes at Arrowmont will be in the fall. Eddie Castelin is just back from there and he says that a week there costs about \$1000 -- including room and board! A weekend costs perhaps \$300.00. You can learn more by visiting their web-

continued on page 3

Meeting Minutes continued from previous page

site: Arrowmont.com.

We need to come up with some new places to hold meetings. Please, ask around. If you can come up with a venue that might suit us, contact Eddie.

We have a new Stronghold chuck for the big lathe. It will soon have "Bayou Woodturners" engraved on it.

SWAT (SouthWestern Association of Turners -- formerly Texas Turn or Two) will hold its annual symposium this year on the last weekend of September, at Wichita Falls, Texas. Lifetime Bayou Woodturner member Larry Zarra will be a featured demonstrator.

The business portion of the meeting concluded at 10:47.

NOW, that's all folks! See you next time.

*Dennis Wall,
Secretary*



Kirk Gibson – holding up some of his latest work. See more in the Bayou Woodturners Gallery beginning on page 7

Next Meeting:

Phil Coghill Hand Turn Stemware



Klingspor Update:

Bayou Woodturner members are entitled to **10% off all** non-powered tools Not just abrasives (with the exception of Lumber)

Calendar Contest Photos

August will be your next and last chance to have your work photographed for the 2006

*Bayou Woodturners
Calendar
Competition*



My Lathe

Powermatic 3520

By Bobby McCarley



I've turned, off & on, for years on a Shopsmith, which is not a dedicated lathe, but it worked for me. Then I bought a Jet mini and it did what I wanted it to, small turnings and I had gotten involved with the Freedom Pen Project. It was also something I could pack up and taking camping with me. After awhile I wanted something that I could grow into as my skills got better. There are a lot of lathes on the market and the decision was not an easy one. But I knew that what ever I got it would probably have to be my first and last big lathe. A guy I work with had a Grizzly that I looked at, but with only a ¾ hp motor it wasn't quite what I wanted. I looked at the larger Jet's and the Delta's and while they all had good features, they still didn't meet the bill. There were also several lathes which are dedicated just to turning bowls, but I did not want to be locked in to just doing bowls. I made a trip to Houston and looked at the Oneway and the Powermatic 3520A. The Oneway is a jewel and is in my opinion a very well made lathe that would probably last my lifetime, but I just could not see spending that kind of money unless I was looking at turning something I enjoy doing into a business venture to earn a living.

I settled on the Powermatic 3520A. It is a very sturdy and heavy lathe weighing over 700lbs. It has a 2hp motor that can be operated either 120 or 220 which is how I wired mine. It has a two-step V-belt that is easy to get to in order to change speed ranges. The low range speed can be adjusted from 0 to 1200 rpm and the high range is 0 to 3200 rpm, which is done using a dial on the front side of the headstock. There is a digital readout but it is not in rpm's so it is useless to me and the fact that it's on the backside of the headstock on the inverter doesn't help. There is a conversion chart in the manual though. There is also a touch pad on the inverter to start or stop the lathe and to make other adjustments but according to the manual all these settings are set at the factory and should not be messed with. In my opinion if they don't want you to use the keypad, it shouldn't be there, too tempting. There is a stop button located on the

front side of the lathe. The spindle lock is a button on the front of the headstock that locks the spindle when you push it in and releases the spindle when you release the button. I have seen some comments from people who prefer that the spindle could be locked and held while other work was being done on the project. I guess that would be good or bad, depending on if you remember to release the spindle before turning the lathe back on.

The swing over the bed is 20" and 16" over the tool rest base. Working distance between centers is 34 ½", although that is before you put the faceplate or chuck on and the revolving center in the tailstock. I have managed to turn several bats that were 34 ¾" by repositioning the headstock and tailstock out past their stops. I wouldn't recommend this as a normal practice, but at the time, a customer wanted the bats and I did not have a bed extension, which is available. As far as the size of bowls you can turn, the tailstock can be removed and the headstock can be slid down to the end. So, you could turn as large a bowl as you wanted, depending on your experience or how brave you are. There is also a swing up safety shield that can be placed over your rough blank to protect the turner in case it decides to come off the lathe while you are trying to get it round. So far I have not seen anything that I put on the lathe that it could not handle. No excessive vibration or the lathe trying to dance around the shop.

I have really enjoyed my PM and I think it was money well spent. This lathe should last me and be able to handle anything I put on it as my experience grows. As far as improvements, I would like to see an indexing ability added as a standard feature. A readout of RPM's on the front of the lathe would be nice, but is not that critical to me. I have seen rumors on the internet of a 3520b that addresses these and some other improvements, but not sure of when or if it will come out.

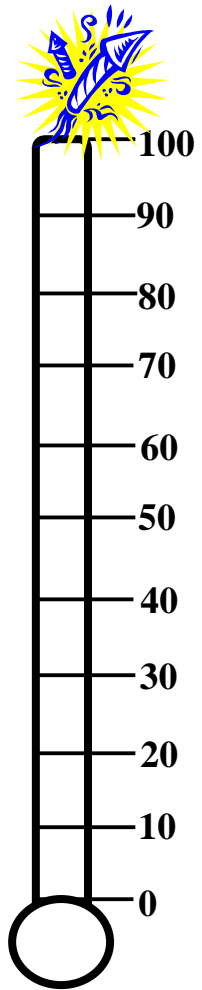
One other thing, as with all electronics, the inverter on the PM is subject to power surges and spikes in current. I have made it a habit to unplug my lathe anytime I'm not using it and I usually don't use it during bad weather. That will not stop a surge or spike when you are using it but at least its a little protection whenever you are away from the shop.

Keep the chips flying

Bobby McCarley

VICE PRESIDENT'S CHALLENGE:

We are setting up a club project, similar to the Freedom Pen Project to turn as many pens as we can between now and October. These will be given to our troops overseas. There will be prizes and if you participate you can specify the branch of service or outfit you want your donation to go to. Ben Sulzer will handle the distribution. Contact Dale Campo if you want in. Dale has his day off on Friday and you can contact him if you want to come over for a pen turning marathon, or just to learn how it's done. Also, we'd like to have an official representative of the military to receive our donation in October. If you have any contacts in the service, please speak to them or have them contact us to see if we can arrange something.



Dale Campo has thrown out the first Vice President's Challenge: Turning Pens. Not only is this a good way to practice your turning skills but the end results will be the delivery of the pens to our troops overseas. Please start early and bring your finished pens to any of the monthly meetings. Our goal is to turn at least 100 pens by October. The ongoing results will be shown on the "thermometer" on the left. Lets see if we can blow the top right off the thermometer.

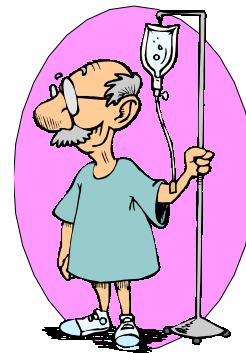
MOVING

Philip Morris will be moving to Raleigh, North Carolina as part of a job transfer.

We wish him and his family well. We know the trees in North Carolina are not looking forward to his arrival.



Get Well Soon!



It was good to see **Ben Sulzer** at the June meeting – having just had surgery a few weeks back.

Francis "Doc" LeJeune is in the hospital and we wish him a full and speedy recovery.

Around the Clubs



This column provides a look into what other clubs around the country are doing; how they are organized, what their demonstrators are showing, and how they are promoting woodturning among their members and the public

Central Texas Woodturners Association

Shop Crawls to Start Again

Another round of shop crawls is being organized. Shop crawls are a chance to visit the shops of other members. Each month a member's shop will be open for a half or full day. This will give Club members a chance to see different shop layouts, woodworking machines and tools. The shop owners on the crawl will probably be more than happy to let you try out their lathes. Some demos may occur, but it's mainly a chance to see a new shop layout and perhaps take home some ideas for your shop.

Channel Island Woodturners – California

The next meeting will be a turning workshop. Lathe stations will be set up for specific lathe categories, i.e.; natural edge, open bowl, miniatures, spindle turning, and boxes. There will also be a sharpening station. Bring your tools and any partially completed projects for help and suggestions. Don't forget your safety gear!

The club will be hosting the following demonstrations:

Al Geller

Finishing and Foil Decoration

Art Waldinger

Photographing our work

Andi Wolfe

Surface decoration

Glendale Woodturners

Presenter-Challenge-

February challenge is any item that was turned from more than one center. This could be a faceplate or spindle turned item. Let your imagination help create something that is unique.

The Club will be hosting Bonnie Klein in an All Day Demonstration. . Bonnie is famous for her spinning tops and threaded boxes. She is a world class demonstrator and woodturning teacher.

Corporate Sponsors

Bayou Woodturners

R.J. Marchand
Contractors Specialties Inc.
3515 Division Street
Metairie, La
(504) 888-2922

Riverside Lumber Co.
5451 Morrison Rd.
New Orleans, LA. 70126
(504) 242-6624



1 Industrial
Parkway
Ponchatoula,
La
(985) 386-6079

Craft Supplies USA
www.woodturnerscatalog.com

KLINGSPOR'S
WOODWORKING SHOP

"Quality Tools and Supplies for the Woodworker"

1-800-228-0000
www.woodworkingshop.com

If you have any questions, comments, turning tips, articles, photos, etc. you wish to put in the Newsletter please contact

Jerry Markowitz at:

email - jerrymarko@yahoo.com

mail - 620 Chambertin Dr.

Kenner, LA 70065

phone (504) 464-6050



Member's Gallery





Kirk Gibson



OB Lacoste



Bill Toups



Ken Lacassin



Larry Labry



President's Challenge



The next President's Challenge will be held at the **July** meeting. This is a very different challenge from what we have done in the past. I had to modify it slightly since I announced it at the meeting (I do listen to your input). We'll have two divisions for the challenge and you have to enter both divisions to compete.

The subject is "**Jewelry**" and all types of turned jewelry are permitted in the challenge. Beads, necklaces, earrings, bracelets, broaches, pins, clips, hair accessories and anything else you come up with.

The two divisions are "Art" and "Claiming". You must provide pieces for both divisions to compete. The Art division pieces will be returned to the turner following the competition. The Claiming division will be sold to other members in a sort of silent auction at the meeting. The proceeds will be split 50/50 with the artist and the club. This concept has been tried by several other woodturning clubs with mixed results. It gives members a chance to pick up something nice from other members and the club a chance to pick up a few \$\$\$.

2005 ORNAMENT CHALLENGE

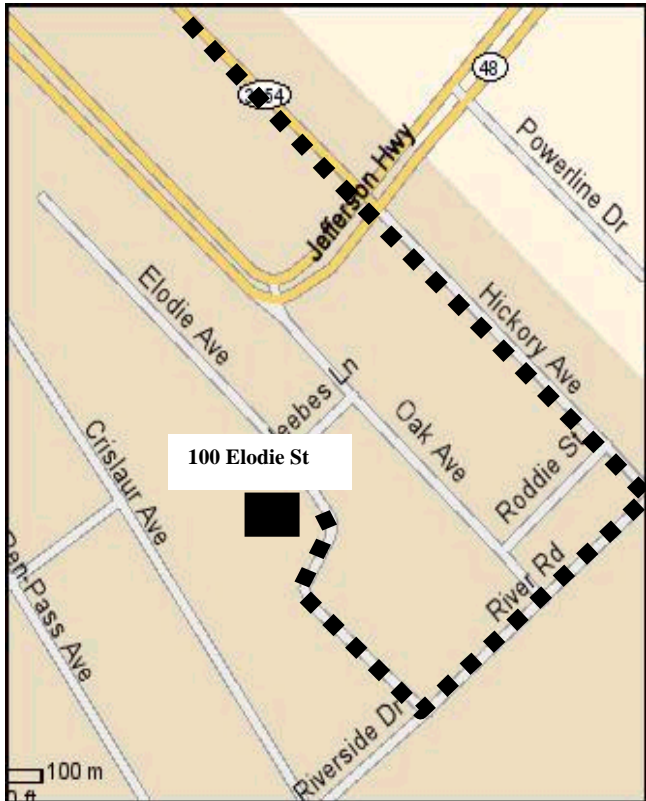
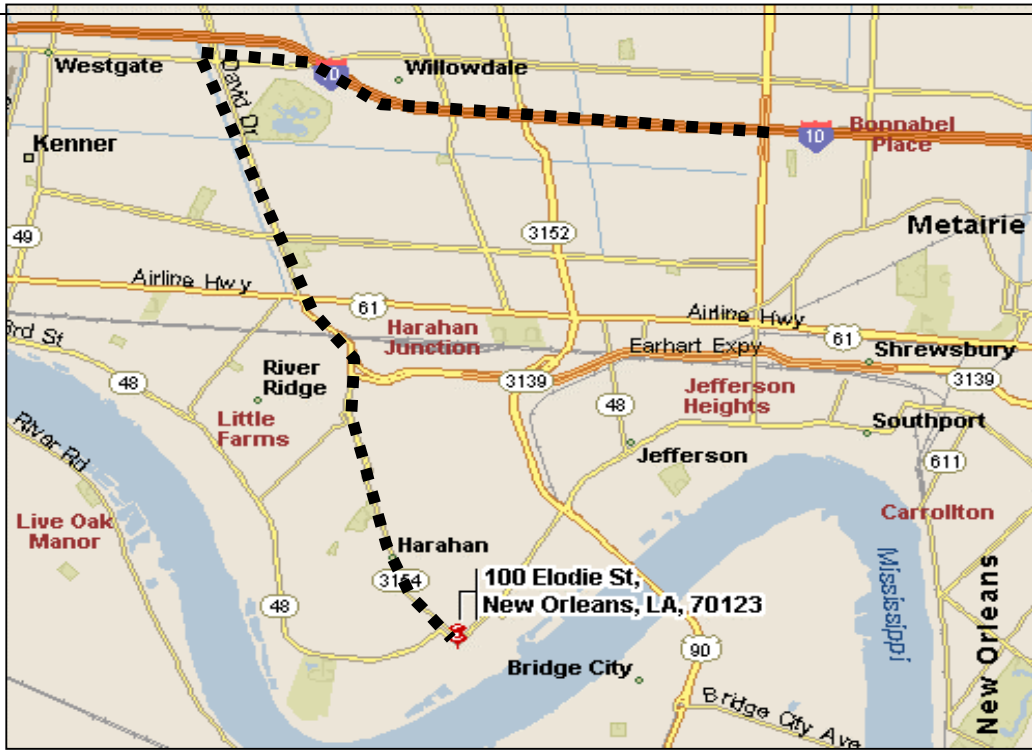


The 2005 Christmas Ornament Challenge will be held a little earlier this year because we will use the donated portion of the ornaments for the WYES Channel 12 Art Auction. The donated ornaments will be assembled in packages to be auctioned during the first two weekends of October. The Bayou Woodturners used to donate 60 or 70 ornaments to good causes in the past. It's time we stepped up and did it again. *Here's the call, you are expected to turn one Christmas ornament for the July Ornament Challenge Competition.* How's that for a plan?



Wanted: Meeting Locations

The Bayou Woodturners are looking for new meeting venues. We outgrow most shops and locations and need some new digs for meetings. We're looking for larger shops, meeting halls, senior centers and the such. If you know of a meeting location we can use in your area please pass that information along to Eddie Castelin or one of the other officers.



Directions

From New Orleans take I-10 heading west to Veterans Blvd. Turn left onto Veterans and go to David Drive. If you don't see the K-Mart on the corner, you turned the wrong way. Turn left on David Dr. Go South for about 2 1/4 mile. You will cross Airline Hwy and go over a bridge where David Drive turns into Dickory Ave. Be careful not to speed in these areas, police are everywhere! You will pass Dock Av. at the light on your right. Dickory Ave. is only a mile long and at the end, you will first turn right on Gardner then left onto Hickory Ave. Stay on Hickory for two miles. After you cross Jefferson Hwy. at River Road turn right and go two blocks. Turn right on to Elodie Ave. You're just about there! As you go up Elodie about 100 yards, you will see a red brick building. Round the curve and turn left into the Parking lot marked "Enter."

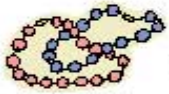


Upcoming Events



July 2005

Harahan Senior Center – July 9th



Jewelry Challenge



Ornament Challenge

Blockbuster

Demo at the Girl Scout Jamboree



AAW Symposium
July 22-24
Overland Park, Kansas

August 2005

Harahan Senior Center – Aug 13th



Egg Challenge

Blockbuster I & III

Calendar Challenge
Photos



Last



John Jordan **Aug 20th**
Workshop ???

September 2005

Goodbye (West Covington) – September



Calendar Photo Judging



SWAT
Sept 30, Oct 1 & 2

www.texasturnortwo.com

October 2005

TBA – October 8th

WYES Auction



SKEW II
Workshop



Date Subject to Change



Pig Roast
Oct 29th

November 2005

Harahan Senior Center – Nov 12th

December 2005

TBA – Dec 10th

\$\$\$
2006 Dues are Due
\$\$\$

January 2006

February 2006

TBA

Bayou Woodturners
Turn 7



Elections




Bayou Woodturners
330 Highway Drive
Old Jefferson, LA
70121

Place
Stamp
Here

The Bayou Skew

The Bayou Woodturners' Newsletter



Inside:

My Lathe: Powermatic 3520

Gallery photos

Pen Challenge info

Jewelry Challenge info

Ornament Challenge info

And Much Much more



**Next Meeting: Phil Coghill
Hand turned Stemware**