

The Bayou Skew

The Bayou Woodturners' Newsletter

August 2005

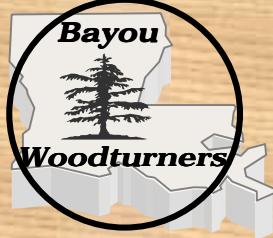
Volume 08

Issue 8



CONTENTS:

Page 1 From the Headstock
Page 2 Meeting Minutes
Page 4 Upcoming Challenges
Page 5 Freedom Pen News
Page 6 ... SKEW II update
Page 8 Member's Gallery
Page 11.. Map & Directions



Bayou Woodturners
330 Highway Drive
Old Jefferson, LA 70121

Eddie Castelin – President
eddiecastelin@cox.net
Dale Campo – Vice President
d-campo@cox.net
Ray Hoffmann – Treasurer
Roach1no@aol.com
Dennis Wall – Secretary
martha1dennis@aol.com
Jerry Markowitz – Newsletter
jerrymarko@yahoo.com
Dave Beehler - Library
davidcbeehler@aol.com
Charlie Kragle – Membership director
ckragle@earthlink.net
Joel Blazek – Events Manager
joelblazek@bellsouth.net
Al Reisz – Development Director
furnwks@bellsouth.net
Steve Brunswick – Collaborative Challenge
steven.brunswick@bisys.com

From the Headstock

Hurricane Dennis took its toll on our July meeting. Most members who lived out of the New Orleans area decided not to fight the probable evacuation traffic and not come in to the meeting. This included our guest demonstrator Phil Coghill of Carencro.

We had about 25 members come out and we made some shavings. I did some quick demos on pen ornamentation and turned a few styles of pens to help develop our Vice-President's Freedom Pen Challenge.

We did decide to delay the ornament challenge to the August meeting and I hope that gives you a few extra days to turn out some ornaments for the challenge. We'll delay a few other challenges at this time and there is more on that later in this newsletter.

We've set the date, and are developing the program, for S.K.E.W. II. We'll be at the K of C Hal on September 24 for that all-day program. We've learned from our first S.K.E.W. and have modified the program, lunch, entry fee and more. You'll like this program and, for you new turners, you'll like the all-day New Turners Workshop. Tips, hints, tools, jigs, rigs, hints and

more for the new woodturner in all of us.

Joel Blazek is handling this program and would like your input, assistance and participation.

The first-ever Collaborative Challenge went to the national symposium this year. We're working on the next project at this time. It looks like a birdhouse condo is our project. I'll show sketches at the August meeting, and then we have to turn it.

The fall is busy for us, meetings, S.K.E.W. II and the pig roast. I hope to see you at all these activities and I hope you'll get involved with making each of them a success. This is a great club - get involved.

Next Meeting
10:00 AM*
August 13, 2005

Harahan Senior Center
100 Elodie Dr
Harahan, La

Directions & Map
on Page 11
***MiniSession at 9:00AM**

On the Internet at: www.bayouwoodturners.com

From the Headstock continued from previous page

I'm heading out to the air-conditioned shop to make some shavings, how about you?

Eddie Castelin,

President –Bayou Woodturners



Dale Campo – Turns two vessels from the piece of Red Maple he received for his Blockbuster Challenge



Eddie Castelin turns “Cowboy” with his wooden hat made from pecan



Meeting Minutes

Our meeting was called to order at 10:20 a.m. Good news for those of you who missed the meeting due to the hurricane: just about everything that was to take place at this meeting has been rescheduled. The *Christmas ornament challenge* has been moved to next month. The Christmas ornaments are still going to be included in the WYES auction catalog. . There just won't be any pictures in the catalog. The *egg challenge* will be held in September. Phil Coghill's demonstration has been moved to **SKEW II**. More about that event later. The *jewelry challenge* will take place at the pig roast on October 29th. We figure that more ladies will be present at that meeting, and who could judge the jewelry competition better.

Hats and t-shirts will be available at our August meeting. August will also be the final photo session for the *calendar competition*. Remember, only three items per photo session are allowed. We will vote on the calendar photos in September.

In addition to the great deals Craft Supplies already offers through the bulk orders, they also offer great deals on lathes -- both new and reconditioned. Contact Eddie Castelin if you're interested in buying a lathe through Craft Supplies.

We still need fresh demonstrators, and especially fresh places to meet. The Harahan Senior Center will be unavailable to us almost all of next year, so places to meet will be a critical problem then.

Club member Phil Morris is relocating to Raleigh, North Carolina. We'll miss him but we're happy for him because he's relocating to one of the top woodturning areas in the country.

SKEW II has been set for September 24th at the K.C. Hall on Oak Street. The official times are 8:30-4:30, but we'll need volunteers to be there early (7:00 a.m. or earlier) to help set up. The price for the event is \$20.00 for members and \$25.00 for non-members. You can get in for the \$20.00 fee if you join up at the event. The fee includes a hot lunch. There will be four demo stations, one dedicated to techniques for new turners. There will be a style and design panel this time, and not at the last minute like last time. There will also be two workshops on fin-

continued on page 3

Meeting Minutes continued from previous page

ishing and decorating, and to top it all off, Eddie Castellin will turn a hat. Admission will be by ticket and tickets will be sold only at our August meeting or online.

We now have a chuck engraved with the club's name and a set of spigot jaws and a set of jumbo jaws.

We've been holding on to some tools that our late member Lyle Terrell made for the club. There will be a silent auction of these tools at our August meeting.

The business portion of the meeting concluded at 11:00 a.m.

Dennis Wall, Secretary


Treasurer's Report

By Ray Hoffmann

Beginning Balance:	\$756.10
Income:	
Shirt Sales	\$40.00
Membership	\$25.00
Bulk Order Tariff	\$25.55
AAW Grant	\$115.00
Total	\$205.55
Disbursements:	
Hall Rental	\$25.00
Shirts	\$220.00
Newsletter printing	\$31.98
Total	\$276.98
Balance - July 30, 2005	\$684.67



O.B. Lacoste
Maple Burl
Air Brushed with Aniline Dye



Keith Welsh
Sycamore
with Pyrographic Design



Dennis Wall
ColorWood & Blackwood




Upcoming Challenges

The President and Vice-President's challenges are an important part of this club's growth. They are designed as skill builders and will help you become a better turner. We pick simple items, which involve complex turning techniques. For example, turning pens isn't a particularly difficult task for some turners. For beginning turners it helps them develop some style techniques, learned how to turn to exact tolerances and, for some, helps them with the dreaded skew. A simple project with a long impact on your turning abilities.

Ornament Challenge: August

The Bayou Woodturners Ornament Challenge. Turn a Christmas ornament of your choice. The best of show gets the December calendar page for 2006.




Calendar Competition: August

Last Chance to enter will be at the August Meeting. Rules for the Challenge can be view on the Club's website:

www.bayouwoodturners.com.

Egg Challenge: September

"Over Easy" Turn a simple egg, if there is such a thing. Learn how to shape, reverse chuck and finish a piece, which has no flat surfaces to work to.



Pen Challenge: October

Freedom Pens for our troops. Turn a pen to be given to our troops serving our country in other parts of the world. We will have more pen kits available at the August meeting. Our goal is to exceed 100 pens this Christmas.

Jewelry Challenge: October (at Pig Roast)

Jewelry Challenge at the pig roast. This is a claiming challenge with the items being sold at the roast. More details as they develop. Just go turn some jewelry; miniatures are just a little bit of fun.



Challenges can be fun as well as skill building.
Pick one today, turn a project and develop those skills

Freedom Pen Project

a personal point of view

Vice-President Dale Campo recently threw out a challenge for The Bayou Woodturners to turn pens for our own Freedom Pen Project.

These pens would be sent to Louisiana troops serving our country overseas this Christmas.

Dale Campo, the club and I have made some pen kits available along with turning stock for the pens. This is the finest challenge ever thrown out to our club and I'm very proud of the current participation.

This challenge is very important to me. As some of you may know, I'm a Vietnam Veteran, I served 19 months in country and another 16 months in the theater serving on Okinawa, Guam and Thailand. That very unpopular and unsupported war was my war. I served during one of the darkest days of our country's patriotism. I personally know how it feels to be serving our country in another part of the world, losing friends and family to an enemy we couldn't logically defeat and feeling like we were all alone. I also know how much of a boost it was to get something from someone at home that said, "thanks, we appreciate you". For us in Vietnam, those were few and far between.

It doesn't have to be that way; you and I can make a difference in the lives and morale of these fine soldiers. As simple as it is, a pen is one of those little boosts they need to get through the day. It doesn't say much, just "thanks, we appreciate you".

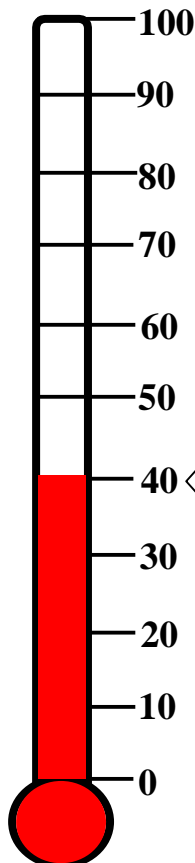
Help me share that feeling this Christmas, turn a pen for our troops and show them that you care. If you can't turn a pen and want to be involved, for a donation of \$5.00, I will turn a pen for you and another one for me. That's two (2) pens for the project for every \$5.00 you donate before October 1, 2005. And even better than that, if you want to learn how to turn a pen, I'll give you a one-on-one lesson if you buy the kits and donate the pens we turn to the project.

Hoping you'll join me; I'll do what it takes to make this our largest challenge ever.

Eddie Castelin



Eddie Castelin – turns a few pens. Eddie also held a pen turnathon at his workshop to help other members build their skills in pen turning.





Steve Kilchrist
Mahogany



Eddie Castelin
Birdhouse
Christmas
Ornaments



Don't Forget – Christmas Ornament Challenge was postponed due to Hurricane Dennis and will be held at the August meeting. Best of Show will be the December page of the Bayou Woodturners 2006 Calendar. Ornaments will also be donated to the WYES auction

Corporate Sponsors

Bayou Woodturners

R.J. Marchand
Contractors Specialties Inc.
3515 Division Street
Metairie, La
(504) 888-2922

Riverside Lumber Co.
5451 Morrison Rd.
New Orleans, LA. 70126
(504) 242-6624



**1 Industrial
Parkway
Ponchatoula,
La
(985) 386-6079**

Craft Supplies USA
www.woodturnerscatalog.com

**KLINGSPOR'S
WOODWORKING SHOP**

"Quality Tools and Supplies for the Woodworker"

1-800-228-0000
www.woodworkingshop.com

If you have any questions, comments, turning tips, articles, photos, etc. you wish to put in the Newsletter please contact

Jerry Markowitz at:

email - jerrymarko@yahoo.com
mail - 620 Chambertin Dr.
Kenner, LA 70065
phone (504) 464-6050



S.K.E.W. II

The Bayou Woodturners will host their second Skills Knowledge Education Workshop (S.K.E.W.) on September 24, 2005. Following our great success last fall with S.K.E.W. I, we have modified our program slightly to afford you a more enjoyable experience.

The highlights of S.K.E.W. II are:

- ❖ 4 turning stations with a total of 8 great demonstrations over an 8-hour period.
- ❖ A style and design workshop with a gallery for all members.
- ❖ New this year, a new woodturners workshop, with continuous programs geared for new turners and their questions.
- ❖ A hot lunch served on site.

Demonstrations planned for S.K.E.W. II are still being arranged at this time, but scheduled are:

- ❖ New Turners Workshop hosted by several turners including:
Eddie Castelin on sharpening
O.B. Lacoste on finish selections and uses.
- ❖ A Turned Wooden Cowboy Hat – Eddie Castelin will take it block to hat in 4 hours.
- ❖ Surface Treatments – Joel Blazek will cover surface treatments designed to accent your turnings.
- ❖ Wooden Stemware – Phil Coghill will turn stemware on the lathe.
- ❖ Square 2 Round – O. B. Lacoste will demonstrate the square 2 round technique he is famous for.

Registration has also changed for S.K.E.W. II. You'll have to pre-register by buying a ticket at the August meeting or September meetings or ordering one via the Internet. No tickets will be sold at the door. We have to plan the layout, order lunch and make other arrangements for the day. It was very difficult last year to collect fees at the workshop.

Complete, up to the minute, updates are available at www.bayouwoodturners.com/skewII.htm. Joel Blazek is the Events Manager for this workshop and can be contacted at joel@bayouwoodturners.com



Scenes
from
SKEW I



Member's Gallery



O.B. Lacoste – Longleaf Maple Burl, Corian and Maple top



O.B. Lacoste
Square Box
with Segments




Dennis Wall

Zebrawood & Blackwood



David Beehler – Elm Crotch



Bobby McCarley

Olive Wood & Bloodwood with captive ring



Dennis Wall
Colorwood & Blackwood



Bobby McCarley
Chessmen Bottle stoppers



Bobby McCarley

Cherry Rosary Box holder



Joel Blazek – Buckeye Burl Platter



Eddie Castelin



Eddie Castelin



O.B. Lacoste
Buckeye Burl



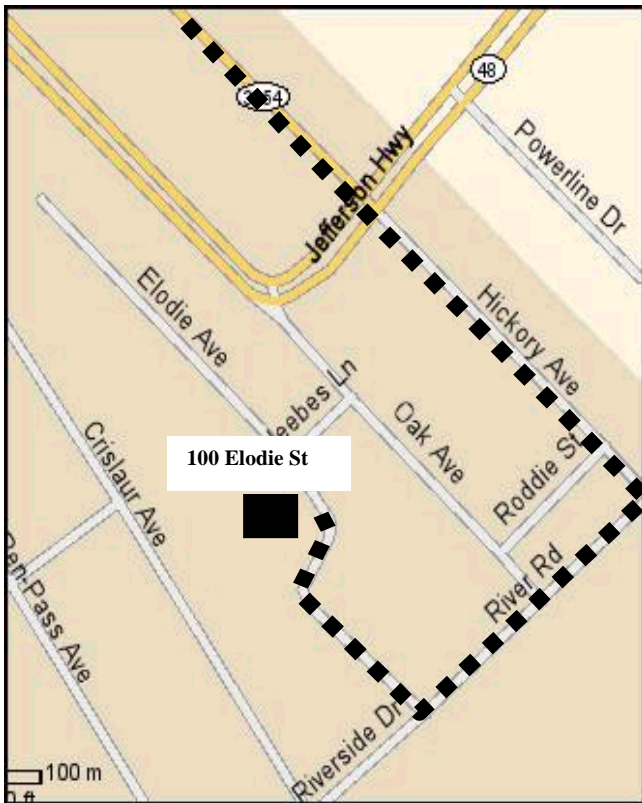
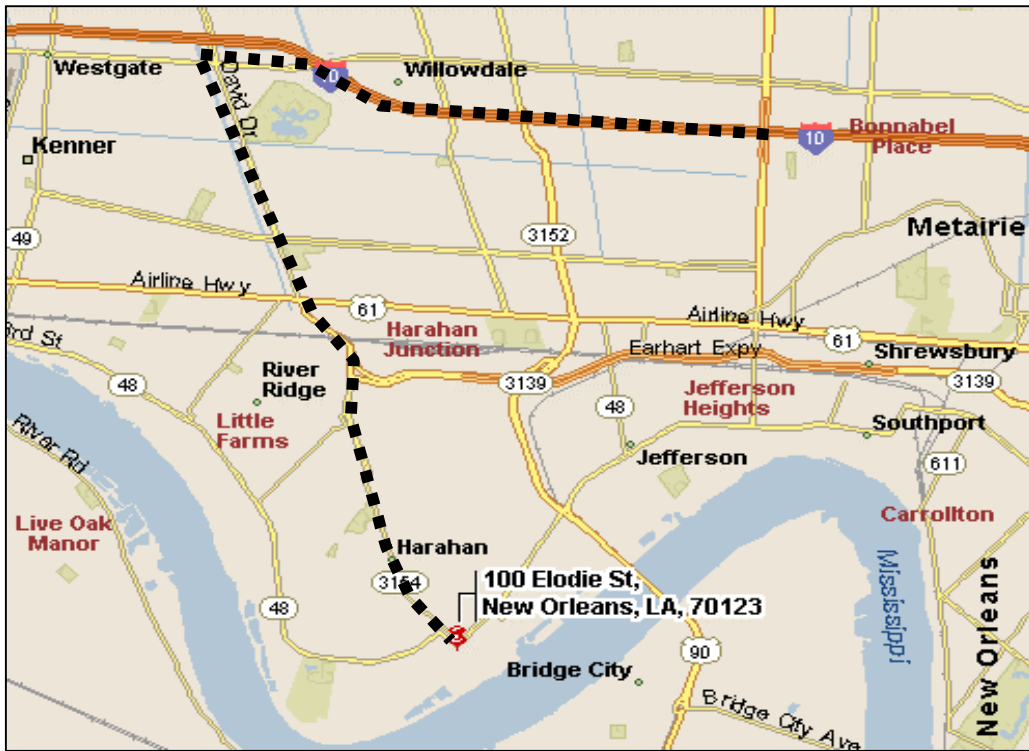
Joel Blazek



Eddie Castelin – demonstrates the finer points of pen turning – from how to use the skew, sanding tips, Superglue for a lasting finish, to pen assembling.

Turning and carving go together.

Most turners eventually get into carving, piercing or decorating their work in some manner. Most of use stumble into it and buy some gizmo, sight unseen, from a catalog. Others go for the Dremel type tools at Lowes or the Depot. I've got the perfect opportunity for you to not only see the finest equipment made, but to try it out and ask questions of the manufacturer and other users. The Louisiana Waterfowl Carvers and Collectors Guild will hold their 34th annual show and exhibit at the Alario Center in Westwego on August 12, 13, 14, 2005. Besides a fantastic display of waterfowl carving, some beautiful art and some of the top rated artist in the world, there's a great consumers show of tools and equipment. I'm in the market for a piercing tool and I'll bring some wood to try it out on at the show. You can't do that at Lowes or the Depot. I'll have all the details, and a map on our website's calendar page. It's only 15 minutes from the senior center and well worth the trip.



Directions


From New Orleans take I-10 heading west to Veterans Blvd. Turn left onto Veterans and go to David Drive. If you don't see the K-Mart on the corner, you turned the wrong way. Turn left on David Dr. Go South for about 2 1/4 mile. You will cross Airline Hwy and go over a bridge where David Drive turns into Dickory Ave. Be careful not to speed in these areas, police are everywhere! You will pass Dock Av. at the light on your right. Dickory Ave. is only a mile long and at the end, you will first turn right on Gardner then left onto Hickory Ave. Stay on Hickory for two miles. After you cross Jefferson Hwy. at River Road turn right and go two blocks. Turn right on to Elodie Ave. You're just about there! As you go up Elodie about 100 yards, you will see a red brick building. Round the curve and turn left into the Parking lot marked "Enter."



Bayou Woodturners
330 Highway Drive
Old Jefferson, LA
70121

Place
Stamp
Here

The Bayou Skew
The Bayou Woodturners' Newsletter



Inside:

Upcoming Challenges

Freedom Pen update

SKEW II news

Member's Gallery

Map & Directions to next meeting

And much, much more