

The Bayou Skew

The Bayou Woodturners' Newsletter

May 2006


Volume 8

Issue 5



CONTENTS:

Page 1 From the Headstock
Page 2 Meeting Minutes
Page 3 Upcoming Events
Page 5 Over Easy Challenge
Page 8 ... Member's Gallery
Page 11.. Map/Directions



Bayou Woodturners
330 Highway Drive
Old Jefferson, LA 70121

Eddie Castelin – President
eddiecastelin@cox.net
Kirk Gordon – Vice President
wkgordon@cox.net
Ray Hoffmann– Treasurer
Roach1no@aol.com
Dennis Wall – Secretary
martha1dennis@aol.com
Jerry Markowitz – Newsletter
jerrymarko@yahoo.com
Dave Beehler - Library
davidcbeehler@aol.com
Charlie Kragle – Membership director
ckragle@earthlink.net
Joel Blazek –Events Manager
joelblazek@bellsouth.net
Sean Sullivan – Development Manager
Nanook468@aol.com

From the Headstock

“Over Easy” was a success! We saw some fantastic art, a great effort by lots of beginning turners and some very creative ideas in the most recent challenge. Laura Ousset walked away with the top honors as “Best in Show” and “Most Creative”. She presented two eggs over easy, with sausage, a fork on a turned plate. A fantastic presentation of some very nice work. This is what we need to see next month when we take photos of calendar entries for the first time this year. Bring in up to 3 pieces for the photos session and get your chance at the 2007 calendar.

To catch you up on a few items which came up at the meeting:

- Dave Beehler is looking for some library items. In fact, he’s looking for lots of library items at this time and he’d like you to contact him if you have something from the library and just can’t get it back.
- There are about 9 of us going to the AAW this June. We’d like to get together in Louisville if possible. Let Eddie know if you’re making the trip.
- S.K.E.W. II will happen on November 11 in place of a regular meeting date. Expect Joel Blazek to be contacting turners for demonstrations and support staff. I’ll be handling the sharpening station, where you can learn how to sharpen your tools on equipment just like yours. There is lots more in store for everybody.
- This month’s demonstration will be a presentation by Laura Ousset on how she designs and creates those fantastic segmented pieces she’s been showing at gallery. This is one for you to make notes and take photos.

Next Meeting
10:00 AM*
May 13, 2006

Harahan Senior Center
100 Elodie St

Directions & Map
on Page 11

*MiniSession at 9:00AM

On the Internet at: www.bayouwoodturners.com

From the Headstock continued from previous page

But Laura will have copies of her notes for all to take home. There may even be a challenge or two.

- It's official! Bill Toups is now handling the bulk orders. Check out the website for all the details on the new Craft Supplies Bulk Order deal.
- "Operation Payback" is now underway. Get those ornaments turned and get them in for the August meeting and then we can get the auction underway in September.
- "Get a Grip" is the next challenge, set to be judged at the June meeting. Bring in your best tool handle and ideas for handled tools.
- A great team demonstration is planned for June. Dale Campo and Dave Beehler will show you how to core a blank. More bowls, less wood.

That's it in a nutshell. There are now more than 12 members actively engaged in the management of this club and we've got some great plans for the future. Our goal is to grow the club in quality and then quantity will follow.

Hope to see you at the next meeting
Eddie Castelin,
President, Bayou Woodturners



From Joel Blazek's Hurricane series – wood salvaged from various parts of New Orleans:

Katrina Bowl
Cedar
9th Ward



Meeting Minutes

Our meeting began at 10:09 a.m. Ben Sulzer, our super-glue guru now has the new flexible glue for sale at \$10.00 a bottle. If you have any special superglue needs, contact Ben. Next month, Laura Ousset, who absolutely blew us all away in the egg turning competition, will demonstrate segmented turning. This will include such topics as how to design, plan, and put together your project.

We have changed the way we do bulk orders. Now, you simply deduct 13% from the stated price of the item or items and submit the order to Bill Toups. You must also submit payment at that time. When he has an order of \$1000 or more, Bill sends it off to Craft Supplies. He will bring the merchandise to club meetings or work out another method of pickup with you. We still ask that you volunteer 3% of your order to the club coffers. Lathes are not included in this deal; for them you need to contact Roger Durst of Craft Supplies. You can address any questions on bulk ordering to Bill.

We still have some shirts and hats for sale, and we're going to put in another order for golf shirts. If interested, contact Brian. We're also looking into club logo turning smocks, but no luck yet.

Don't forget our upcoming challenges: Tool handles in June, and pepper and/or salt mills in October. Next month there will be a photo shoot for the calendar competition. Also, don't forget the rules: only three items per shoot. For each piece you enter please be prepared to list the wood(s) used, the title of the piece, if you have one – a form will be provided to you to enter this information. Remember three places on the calendar will be chosen by lottery. Also, if you enter the competition, please support the Club and buy a calendar -- even if you don't win, and especially if you do win.

We will have another joint meeting with the Acadian Woodturners this fall. It will be an all-day affair (with food!) and there will be a joint challenge. We are proceeding with Operation Payback, whereby we make Christmas ornaments that we hope to sell on e-bay and donate the proceeds to the AAW emergency relief fund. We'll likely start collecting the ornaments in August.

We are still working with the folks at Long Vue to see if we can harvest some of their trees that went down in the storm. A decision on this should be forthcoming in the next couple of weeks.

We are looking to put together SKEW II (or perhaps SKEWIIa, since the first one got cancelled by the storm). It will replace the regular November meeting.

continued on page 3

Meeting Minutes continued from previous page

There will be four demos and a sharpening station. Our club librarian informs us that we have lots of library materials still out and very much overdue. Please, take the time to look around your shop and elsewhere for those things you have borrowed from the club and turn them in. We won't charge you for anything damaged in the storm, but don't make us close the library until the materials come back as we did once before. Nobody wants that. The business portion of the meeting concluded at 10:57 a.m.

*Dennis Wall
Secretary*



Eddie Castelin demonstrates how to cut a "ball" with a simple homemade jig.



Upcoming Events

May 13, 2006



Photos will be taken for the 2007 Calendar Competition

Laura Ousset on How to Plan and Design Segmented Turnings

June 10, 2006 "Get A Grip" Tool Handle Challenge



Dele & David on How to Core A Blank

June 22-24, 2006

AAW Symposium
Louisville, KY

August 12, 2006



Final Chance for
Calendar Photos

Operation Payback - Bring your Christmas Ornaments

September 9, 2006

Joint Meeting with Acadian Woodturners in Lafayette

October 14, 2006

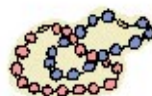


Calendar Judging

November 11, 2006

SKEW II Workshop

TBA, 2006



Jewelry Challenge



Pepper/Salt Mill Challenge

Calendar Challenge 2007



It's time to start taking photos for the 2007 Woodturning Arts Calendar. This is a challenge for woodturners of all levels of expertise. We will take photos twice this year, now and in August. The guidelines are simple:

- ❖ Bring in up to three of your favorite pieces to the May meeting for Jerry to take photographs.
- ❖ Fill out an entry form; be sure to include a name for your piece, the type of wood and the physical dimensions of the presentation.
- ❖ You can decorate the set in any fashion you desire by adding props to your piece of the area surrounding it.
- ❖ Only photographs taken by the official photographer will be accepted into the competition.

We will repeat the entire process in August and you may present up to three additional pieces at that time for the competition. Members are only allowed three entries into the final selection and Jerry will contact you to select your final three photos.

The 2007 Woodturning Arts Calendar judging will be held at the October meeting. At that time the photographs will be displayed in each of three categories; Novice, Woodturner and Advanced. The 12 months of the calendar will be selected in this order:

- ❖ Two (2) Advanced
- ❖ Three (3) Woodturner
- ❖ Three (3) Novice
- ❖ One (1) Ornament challenge winner (December)
- ❖ Three (3) from a random drawing of all remaining photos not selected in the preceding categories. (Note: Only one calendar page per member.)

The above method of selecting entries in this competition gives every single entry a fair chance at making the calendar. In the past, less than 20% of the club entered this competition. I'd like to see that change in 2007 with more participation from more members and a much more interesting competition.

Treasurer's Report By Ray Hoffmann

Beginning Balance:	\$3,111.17
Income:	
Glue Sales	\$39.00
Dues	\$30.00
Caps/Shirts	\$20.00
WoodRaffle	\$26.00
Total	\$115.00
Disbursements:	
Hall Rental	\$25.00
Newsletter printing	\$31.98
Glue Purchase	\$260.00
Gift Certificate	\$100.00
Total	\$416.98
Balance - April 30, 2006	\$2,809.19

Segmented Art Program

Laura Ousset will present a program on segmented art at the May Meeting. You've seen some of Laura's artwork and her beautiful turnings. Laura will present the secret to this art with a complete program on design, layout, cutouts and assembly of her segmented bowls. You're sure to come away with a great idea for a future turning. Complete handouts will be available.



"Over Easy"

President's Egg Challenge



Sean Sullivan
Winner: Multimedia




Plate: Poplar
Fork: Walnut & Birch
Eggs: Holly
Sausage: Cyrilla (Titi)



Laura Ousset
Winner:
*Best in Show
&
Most Creative*



Brian Harrell



Dale Campo



Sean Sullivan



Eddie Castelin



Dale Campo



Eddie Castelin



Ken Lacassin



Sean Sullivan

Corporate Sponsors Bayou Woodturners

R.J. Marchand
Contractors Specialties Inc.
3515 Division Street
Metairie, La
(504) 888-2922

Riverside Lumber Co.
5451 Morrison Rd.
New Orleans, LA. 70126
(504) 242-6624



1 Industrial
Parkway
Ponchatoula,
La
(985) 386-6079

Craft Supplies USA
www.woodturnerscatalog.com

KLINGSPOR'S
WOODWORKING SHOP

"Quality Tools and Supplies for the Woodworker"

1-800-228-0000
www.woodworkingshop.com

If you have any questions, comments, turning tips, articles, photos, etc. you wish to put in the Newsletter please contact

Jerry Markowitz at:

email - jerrymarko@yahoo.com
mail - 620 Chambertin Dr.
Kenner, LA 70065
phone (504) 464-6050






Sean Sullivan



Sean Sullivan

Gorst Duplessis: Vessels (assorted woods) with Blackwood finials




See more of the Member's Gallery on the following pages.

Member's Gallery



Tom Dunne: Ash



Dennis Wall – Maple & Cherry Backscratchers



Brian Harrell



Kirk Gordon



Joel Blazek - Elm



Kirk Gordon: Small Bowl from one of Don McLaren's roughed-out blanks purchased at the garage sale




Gorst Duplessis




Tom Dunne: Spalted Pecan



Tom Dunne




Tom Dunne: Ash & Padauk



Tom Dunne: Dogwood



Tom Dunne: Cherry



Tom Dunne: Cherry



Charlie got the bugs out of his dust collector (he found a leak in the vacuum system) and the “shop vacuum cyclone system” is working great. For plans on how to build this for your shop and for everything you could possibly want to know about dust collectors visit the web site of Bill Pentz (www.billpentz.com)



Please return any overdue library books and videos. The Club has a great resource in its collection of books and tapes and there are many members, both experienced and newbies that would like a chance to view some of these materials only to find them checked out for several months.

SKEW!



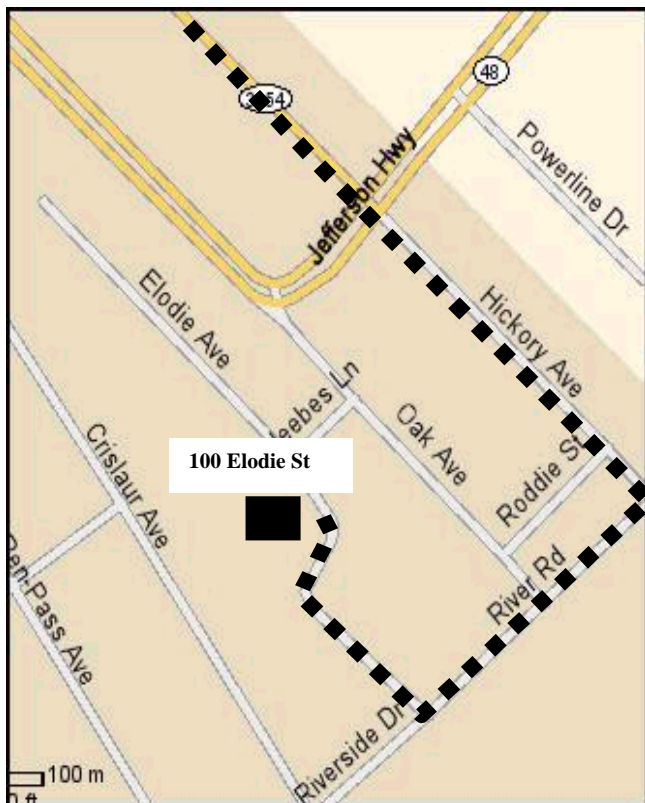
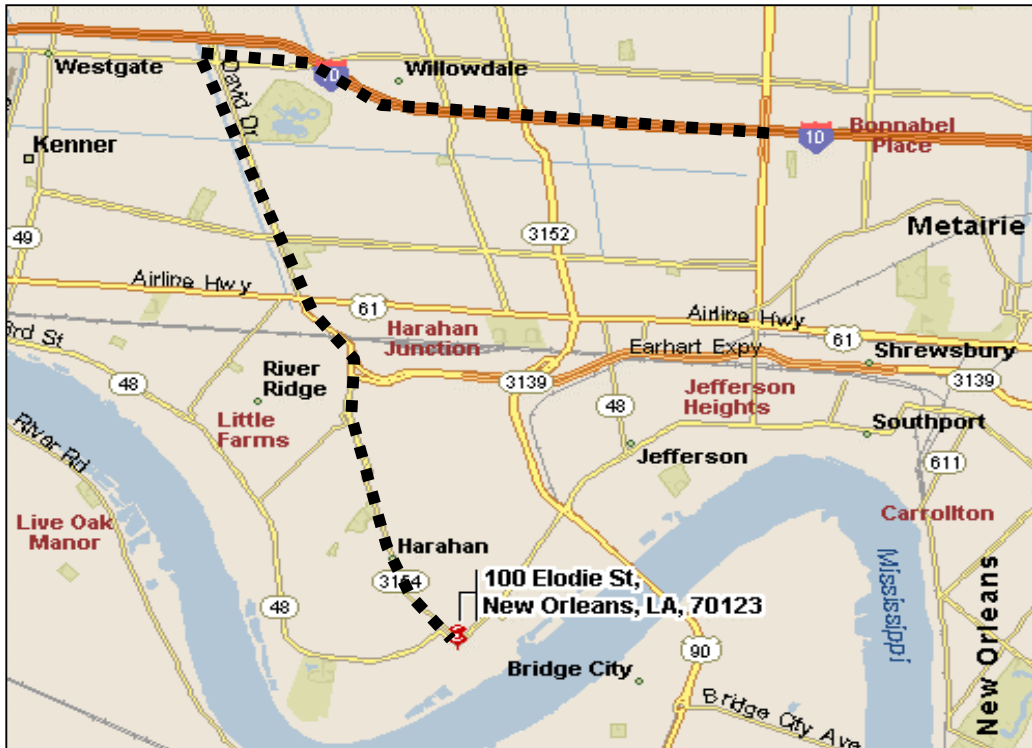
SKEW II coming in November.

\$\$\$ Bulk Orders \$\$\$

Bill Toups has volunteered to handle the Bulk Ordering. Save \$\$\$ - 13% off most items in the Woodturners Catalog.



September Joint meeting in Lafayette with the Acadian Woodturners.



Directions to April 8th Meeting

From New Orleans take I-10 heading west to Veterans Blvd. Turn left onto Veterans and go to David Drive. If you don't see the K-Mart on the corner, you turned the wrong way. Turn left on David Dr. Go South for about 2 1/4 mile. You will cross Airline Hwy and go over a bridge where David Drive turns into Dickory Ave. Be careful not to speed in these areas, police are everywhere! You will pass Dock Av. at the light on your right. Dickory Ave. is only a mile long and at the end, you will first turn right on Gardner then left onto Hickory Ave. Stay on Hickory for two miles. After you cross Jefferson Hwy. at River Road turn right and go two blocks. Turn right on to Elodie Ave. You're just about there! As you go up Elodie about 100 yards, you will see a red brick building. Round the curve and turn left into the Parking lot marked "Enter."



Bayou Woodturners
330 Highway Drive
Old Jefferson, LA
70121

Place
Stamp
Here

The Bayou Skew

The Bayou Woodturners' Newsletter



Blast From The Past

Gorst demonstrates turning a Lidded Box – May 2000