

The Bayou Skew

The Bayou Woodturners' Newsletter

July 2006

Volume 8

Issue 7



CONTENTS:

Page 1 From the Headstock
Page 2 Meeting Minutes
Page 4 Provo Notes
Page 6 New Meeting Agenda
Page 8 ... On the Web
Page 9 Inside-Out
Page 11.. Map & Directions



Bayou Woodturners
330 Highway Drive
Old Jefferson, LA 70121

Eddie Castelin – President
eddiecastelin@cox.net
Kirk Gordon – Vice President
wkgordon@cox.net
Ray Hoffman – Treasurer
Roach1no@aol.com
Dennis Wall – Secretary
martha1dennis@aol.com
Jerry Markowitz – Newsletter
jerrymarko@yahoo.com
Dave Beehler - Library
davidcbeehler@aol.com
Charlie Kragle – Membership director
ckragle@earthlink.net
Joel Blazek – Events Manager
joelblazek@bellsouth.net
Sean Sullivan – Development Manager
Nanook468@aol.com

From the Headstock

Things, they are a changing. We've heard from a few of you that we need to change the meeting format, so we will. Beginning this month, and for the next 3 months, we'll begin with a 30 minute mini demo beginning at 9:00. This is followed by Gallery at 9:30 and then by a quick business update right up to 10:00 when the main demo will start. That's right; the main demo begins at 10:00 sharp. This is followed by the rest of the business update and then the wood raffle for closing.

This is only a test program and I am willing to change it if it doesn't work out, but we've got to make some changes and this is a start.

This month we'll get a great program on "inside out" by Dick Gahn. This is a great skill building art and some fantastic stuff can be made with this technique. Bring your camera; you'll want to record the steps for this one. The mini will be on tool handle set-up techniques and designs.

I'm looking for an August demo, maybe we'll get something from the AAW Symposium attendees, never can tell. At the August meeting we'll be taking photos for the calendar competition, this is the last photo shot this year.

We'll also be judging the ornament competition and collecting ornaments for "Operation Payback". Got yours ready?

Dennis Wall is working on getting us back into the library this fall for a membership drive program. I'll be looking for some of your best art for display and a few turners for entertainment. This has been our best source of members in past years.

We haven't set the date for next year's pig roast, but I've set up a challenge for it. That's right, even if I'm not at the headstock; I have a challenge for the roast – Frisbees. I'll get you a sample for measurements and design in the near future. Let's see, longest toss, most

Next Meeting
9:00 AM*
July 8, 2006

Harahan Senior Center
100 Elodie St

Directions & Map
on Page 11

***Main Demo at 10:00AM**

On the Internet at: www.bayouwoodturners.com

From the Headstock continued from previous page

accurate, most pieces when hitting a tree, all kinds of categories are possible.

I'm having problems finding our old clothing vendor. If you know of an embroidery vendor who does good work, refer them to me. I'd rather do business with a friend.

Tom Dunne has brought several truckloads of wood and turning stock to recent meetings. Tom has consolidated his business and was kind enough to make these donations. Tom is taking off for his annual east coast pilgrimage and we won't see him until the late fall.

Thanks Tom for all your support, see you for the holidays.

Well, the air conditioner is running, the scrap box is full of pretty chunks and I have to get a few more ornaments ready for "Operation Payback". I'm heading out to the shop, aren't you?

*Eddie Castelin,
President, Bayou Woodturners*



Meeting Minutes

Our meeting began at 10:02 a. m. Club funds are now handled by two individuals. Brian is official receiver of funds. Ray Hoffman is our treasurer; he accounts for what funds are received and what funds are spent.

We need some fresh demonstrators (don't we always), particularly now, since Eddie Castelin is still experiencing medical problems that keep him away from the lathe. We have next month covered, however.

Dick Gahn will demonstrate his famous inside-out technique. We will still be at the Harahan Senior Center for July and August.

David Beehler suggested that we hold a workshop where members can bring in their specific problems, and, hopefully, find solutions. This includes such things as tools that don't work right, projects that didn't succeed, etc. Remember when put in items for bulk order with Bill Toups, he needs the money up front. Also, if you can, make sure you get the current price out of the latest catalog or online. Bill always checks the price online before he submits the order.

SKEW II will be in November at the Harahan Senior Center, and will replace that month's regular meeting. There will be four stations set up (one dedicated to information for beginning turners) plus a sharpening station. The registration fee includes lunch from Subway and during lunch we will hold the style/design critique. We are currently seeking a new vendor for our clothing items, our old one having skedaddled. We hope to have the new vendor lined up by next month.

Owing to the fact that we need to get them in for sale on e-Bay as part of Operation Payback, Christmas ornaments will be judged at our August meeting.

Photos for the calendar competition will also be taken at this meeting. We will do the judging for the calendar competition at our October meeting and orders for calendars will be taken at this time.

We will also have the salt/pepper grinder competition at this meeting.

Our joint meeting with the Lafayette club will be in September. We're still working on the details and location for that meeting.

continued on page 3

Treasurer's Report

By Ray Hoffmann

Beginning Balance:	\$2,866.07
Income:	
Glue Sales	\$15.00
Dues	\$75.00
Bulk Order Profit	\$73.61
Caps/Shirts	\$20.00
WoodRaffle	\$95.00
Total	\$278.61
Disbursements:	
Hall Rental	\$25.00
Newsletter printing	\$31.98
Woodturning Center Mbr	\$50.00
Total	\$106.98
Balance - June 30, 2006	\$3,037.70

Meeting Minutes continued from previous page

We'll let you know when we have everything firmed up.

The business portion of the meeting concluded at 10:36 a.m.

Dennis Wall

Secretary



Inside-Out Turned Red Oak Vases
by Jerry Markowitz

July 8th meeting

Dick Gahn will demo – Inside-Out Turning

For an advanced preview see page 9

Upcoming Events

August 12, 2006



Final Chance for
Calendar Photos

Operation Payback –
Bring your Christmas Ornaments



September 9, 2006 Joint Meeting with Acadian
Woodturners in Lafayette

Sept 29 – Oct 1

S.W.A.T.

Southwest Association of Turners Symposium

October 14, 2006



Calendar Judging



"Same Old Grind"
Pepper/Salt Mill Challenge

November 11, 2006

SKEW II Workshop



TBA, 2006



*Jewelry
Challenge*

Attending Woodturning Symposiums

By Keith Welsh

I have just returned from my first visit to the Utah Symposium in Provo, Utah. I have attended three AAW Symposiums and one Southwest Area Turners Symposium (SWAT). Symposiums are great places to learn something new, get inspiration, meet other turners, or just relax and enjoy the ride. Each Symposium has its own personality. AAW is the largest symposium whereas Utah Symposium is the oldest and second largest. SWAT is much smaller and very relaxed. If you are trying to determine which to attend, I recommend that you choose one of the big two to get your moneys worth. If you can't afford the travel to a far away symposium then a local symposium will do. To help you choose I have penned a quick overview of the symposiums that I have attended.



Scenery behind BYU

The AAW Symposium is in a different city each year in different parts of the country. The location rotates from region to region so one year it's in the Northeast then in Southeast, then in the West and then maybe in the Midwest. This is an advantage for those with limited budget who can drive to Florida or Texas. The Utah Symposium is always in Provo Utah and held at Brigham Young University. It is often referred to the Provo Symposium or just Provo. If you can af-

ford going to Provo (40 miles South of Salt Lake City), the scenery is at the least spectacular.

The AAW Symposium is much larger with many more choices in rotations and people and is much more commercial. AAW has a huge Instant Gallery and Tool exhibition. If you are looking for new tools or deals on tools and wood, AAW defi-



Waterfall in a Provo park with a walking trail.

nately will meet you need. The Instant Gallery has an abundance of pieces filling a ballroom. The first AAW symposium I went to in 1996, I ran out of film (5 rolls) for my camera photographing only my favorite pieces in the gallery. This is one of the reasons, that I bought a digital camera. The Tools exhibition is massive. Even if you did not plan to buy many tools you have no trouble finding ways to spend money. It's often easy to get 10% off. If you can linger on the last day, you can get real good deals on large equipment, because the vendor don't want to haul

heavy tools home. The vendors will often offer better deals for items that are sold by their competitors.

The Utah Symposium limits its attendance to 500. If you are someone who hates to plan, you like to wait to the last minute, or just show up, this limitation can be a problem. When you first get there be sure to get a map of Provo and BYU because the city street naming conventions are very confusing. The gallery fills a 50 by 50 foot room, and most of the pieces are very high end. The tool sales are limited to Craft Supplies and Tree Lines stores which are a couple of miles away and are very easy to find. Also Craft Supplies provides bus rides to the store from BYU, which makes it even easier to find. The discounts at Craft Supplies run from 10 to 20%.

The presentations from both Symposiums are equal in quality, variety in styles, and methods of the presenters. At both symposiums, you will see some of the same woodturners such as Curt Theobald, Cindy Drolla or David Nitman, but each symposium has their regulars that you might not see at the other. AAW may have more choices in presentations and tools but Provo is much more laid back and personal and after the first year, you always know the lay out and what is going on. You learn the best restaurants, places to stay, places to sightsee, places to hike or walk and can go back to those places each year.



The nicest thing about a symposium is that you are guaranteed to learn something.



David Nitman Platter

Utah Woodturning Symposium Instant Gallery



Bowls by Bill Luce

New Meeting Format!

Beginning July 8, 2006

9:00 AM - Mini Demo (30 Minutes)

9:30 AM - Gallery (20 Minutes Max.)

9:50 AM - Business Update (10 minutes)

10:00 - Main Demonstration Begins

Conclusion of business meeting and wood raffle follows the main demonstration. Challenges will be balloted during the business update. Raffle, glue sales and library will be open at all times except during the main demonstration.



Congratulations

To

Eddie Castelin

Winner

President's Challenge

"Get A Grip"

tool handle Competition

Photographs of Eddie 's winning tool handle as well as those of all the great entries will be in the August Bayou Skew

Operation Payback.

As all of you know, Hurricane Katrina dealt a severe blow to our area and impacted the lives of many of our turners. The AAW stepped up with financial support for several of our members and others across the gulf coast. For several of these woodturners, this was the first support they received. The AAW came in first, ahead of the insurance carrier or FEMA.

The AAW Disaster Relief Fund collected over \$55,000 in funds from an online auction and contributions from clubs, members and supporting sponsors. From this \$55,000, they paid between \$3,400 and \$8,000 to member woodturners who requested aid. The Disaster Relief Fund was created because of Katrina, but it will continue on, ready for the next disaster to impact our fellow member turners.

Operation Payback is The Bayou Woodturners' method of repaying and supporting the fund. We're off to a good state with over \$450.00 being donated at the garages sale. Members brought in items for the sale and donated the proceeds to the disaster relief fund. We sold dozens of bowl blanks donated by the estate of Don McLaren to support the fund. *The support will continue this fall with an on-line auction of selected Christmas ornaments from The Bayou Woodturners.* But prior to the start of the auction, some of these ornaments will be available to our members in a closed auction. All proceeds of the auction will go to the Disaster Relief Fund. *So Please bring your Christmas Ornaments to the August meeting, when we will have our annual Ornament competition for the December page of the 2007 Calendar and collect ornaments for the on-line auction*

If you have other suggestions on how to raise money to support this fund, please contact *Eddie Castelin* directly.



Corporate Sponsors

Bayou Woodturners

R.J. Marchand
Contractors Specialties Inc.
3515 Division Street
Metairie, La
(504) 888-2922

Riverside Lumber Co.
5451 Morrison Rd.
New Orleans, LA. 70126
(504) 242-6624



1 Industrial
Parkway
Ponchatoula,
La
(985) 386-6079

Craft Supplies USA
www.woodturnerscatalog.com

KLINGSPOR'S
WOODWORKING SHOP

"Quality Tools and Supplies for the Woodworker"

1-800-228-0000
www.woodworkingshop.com

If you have any questions, comments, turning tips, articles, photos, etc. you wish to put in the Newsletter please contact

Jerry Markowitz at:

email - jerrymarko@yahoo.com

mail - 620 Chambertin Dr.

Kenner, LA 70065

phone (504) 464-6050



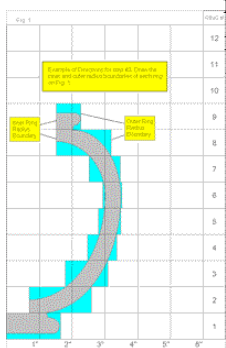


For those of you who saw Laura 's segmented turning demo and would like more info check out this website for many great ideas, tips, and jigs.

This month we feature the web page of segmented turner Kevin Neeley (Kevin's Woodturnings). This site has a wealth of information to offer. From Kevin's gallery of segmented vases, bowls, and lidded jars to step-by-step instructions on planning and designing

a segmented bowl. These step-by-step instructions let you design the bowl – size and number of rings – and then show you how to calculate the angle and amount of lumber needed for each ring. Kevin has also written some software that will perform the necessary math. All you need to do is provide the sketch for the bowl along with the inner and outer ring diameters measured from the sketch. The

software can calculate frame, stave and compound miters and can figure cutting dimensions for rings of any diameter and up to 10,000 segments (this software is available from Kevin for \$19.95). The web site offers a step by step guide through words and pictures with an actual example of how to make a 9 layered bowl using 12 sided frame mitered rings using either a template to draw and calculate you design or with the help of his software.



The site also includes detail plans (with pictures) on constructing a Frame Miter

Sled, and a Compound Miter Sled. Kevin makes several sleds for different angle cuts. Also to be found are plans for a Laser Wall Thickness



Gauge – which uses a small laser pointer to quickly measure wall thickness while hollowing (built at a cost of just over \$50.00). The laser



beam shows on the outside of the bowl until the bowl's desired wall thickness is achieved, a Bowl Wall Thickness

Caliper, Segmented Ring Press, Lathe Sanding Hood, and a Table Saw Blade Angle Vernier Pointer can also be found at this web site.

Woodturners.

We have a deal to bring in Anchorseal green wood sealer. These are the specifications on the product


<https://www.uccoatings.com/uccoat.php>

We believe that we can sell it for \$10.00 per gallon if you provide the container. Compare this to \$16.00 for a gallon can from Craft Supplies and \$85 for a 5 gallon can from Craft. Start saving up your gallon water jugs, the ones with the screw cap are better for storage. We hope to have this available at the July meeting. If you are interested, please respond so we can package some for you.

**What Wood is This?
Answer in next month's Bayou Skew**



Dick tapes together 4 spindles



Turning the "Inside" of the form



Finishing the "Inside"



Splitting apart the form



Reversing the turned spindle

Don't Miss the July 8th Meeting!
Learn Inside-Out turning with Dick Gahn



Marking the decorative inner spindle



Turning the outside of the form



Inside-Outside Spindle Closeup



Table with Four Inside-Outside Legs



From the Editor

Over the past year or so the Club has gain and lost many members. Therefore I think this is a good time to highlight some of the many types of information that the Club's Newsletter, the *Bayou Skew*, contains and how you the members can help in keeping it going in the direction that not only benefits the experience turner but the beginner as well.

Each month's issue of the *Bayou Skew* contains the President's words of wisdom in his *Headstock* column, the *Meeting Minutes* as recorded by our Secretary, Dennis Wall, a summary of the *Show & Tell* table along with pictures (*Member's Gallery*), photos of the mini-session and main demonstration, a report from our Treasurer – Ray Hoffman. A listing with news on upcoming events, map/directions to the next meeting, and items for sale.

On a more or less regular basis, the Newsletter contains columns such as "*On the Web*" – a look at websites on the internet that showcase techniques, plans, tips, projects, articles, etc. of interest to the woodturner, "*Around the Clubs*" – a quick look at what some of the more than 170 other woodturning clubs across the country are planning and doing, "*In the Journals*" - a listing of recent magazine articles that relate to turning.


Also to be found in the Newsletter on a more irregular basis are "*Featured Articles*" - these have included 1 to 3 page write-ups covering such topics as: the three part article on *Sanding Secrets* (Nov 00, Feb 01, & Apr01), *Oil Based Finishes* (Mar 01), a two parter on *Super Glue* (Jun 01, Jul 01), the *Arrowmont Experience* (Jul 01), *Water Based Finishes* (Jul01) *Lathe Turned Birdhouse* (Aug 02) and *Suggestions for Beginning Woodturners* (Mar 02).

Book Reviews – such as: *Making Money from Woodturning* (Dec 00), *Tool Reviews* - *McNaughton Eccentric Faceplate* (Feb 01), "*Workshop Profiles*" – a look inside the woodshop/garage of one of our members – Keith Welsh (Sept 00), Jerry Markowitz (Oct 00),

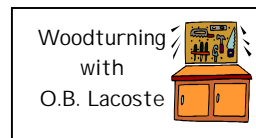
"*Turning with O.B.*" – the musing of our very own O.B. Lacoste, and *Woodturning Tips* – renamed "*Terrell's Tips*" – after Lyle Terrel who passed away in June 2001 but will always be remembered for his woodturning skills, and near monthly contribution of tips he provided to the Newsletter - *Screw center improvement*, *Turn a candle*, *Spur center tip*, *Deadcup center tip*, and *Member Profiles* - Cheramie, Malcolm (Jan 01).

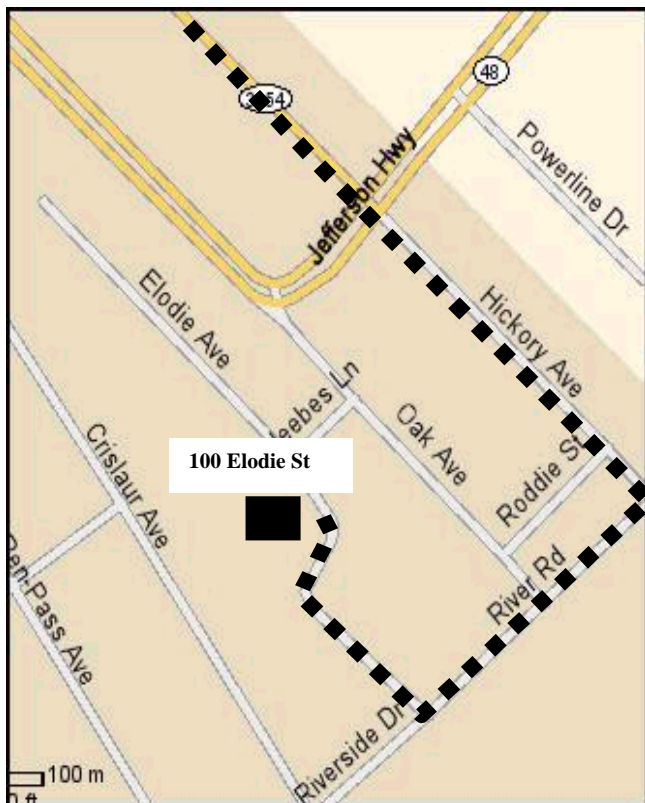
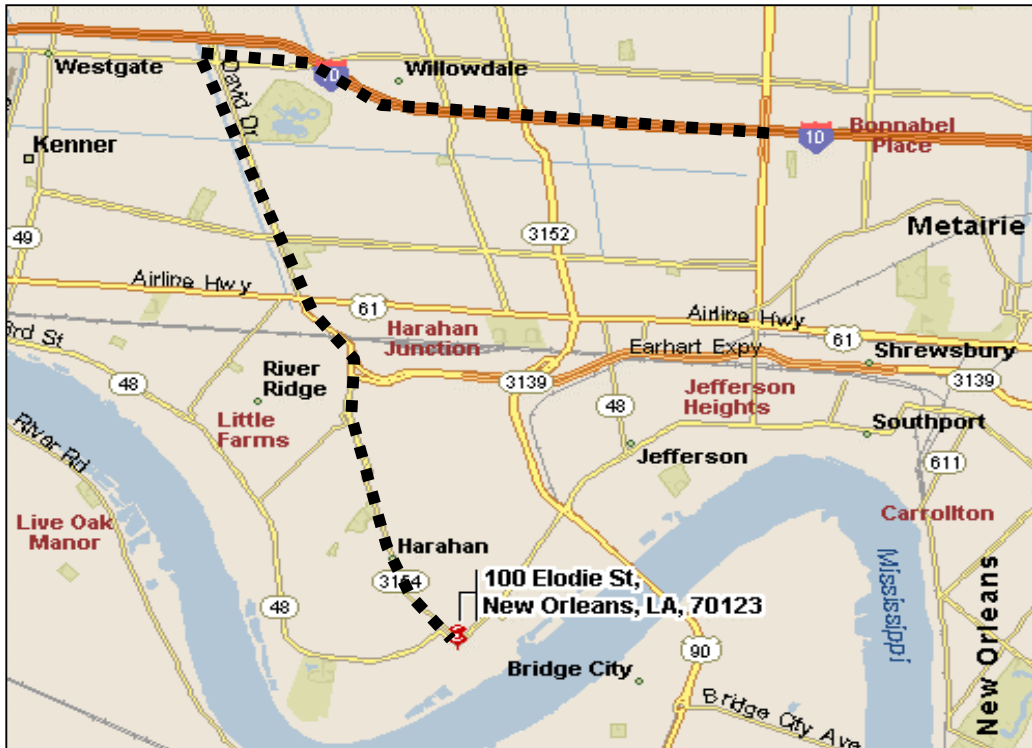
A very big thank you to all who have contributed to the Newsletter in the past.

If you have a turning tip, a jig you made or one you modified to fit a special need, have come across a good woodturning site while surfing the web, wish to tell us a little bit about your shop or yourself, your favorite wood to turn, a tool you particularly like or have made, the special drying method you use, the secret finish you apply to your work, a safety tip, review a book or video you have borrowed from the Club's library, want to write a short article on any topic you think would be of interest to our members, or just have a question/comment/suggestion – please e-mail, write, or call ---



Jerry Markowitz at:
email - jerrymarko@yahoo.com
mail - 80295 Hoot Owl Lane
Bush, La 70431,
phone (985) 866-9616





Directions to April 8th Meeting

From New Orleans take I-10 heading west to Veterans Blvd. Turn left onto Veterans and go to David Drive. If you don't see the K-Mart on the corner, you turned the wrong way. Turn left on David Dr. Go South for about 2 1/4 mile. You will cross Airline Hwy and go over a bridge where David Drive turns into Dickory Ave. Be careful not to speed in these areas, police are everywhere! You will pass Dock Av. at the light on your right. Dickory Ave. is only a mile long and at the end, you will first turn right on Gardner then left onto Hickory Ave. Stay on Hickory for two miles. After you cross Jefferson Hwy. at River Road turn right and go two blocks. Turn right on to Elodie Ave. You're just about there! As you go up Elodie about 100 yards, you will see a red brick building. Round the curve and turn left into the Parking lot marked "Enter."




Bayou Woodturners
330 Highway Drive
Old Jefferson, LA
70121

Place
Stamp
Here

The Bayou Skew

The Bayou Woodturners' Newsletter



Next Meeting:

New improved Format

Inside-Out turning with Dick Gahn

