

The Bayou Skew

May 2008

Newsletter of the Bayou Woodturners

Vol. 10 / No.5




Table of Contents

Page 1
From the Headstock
Page 2
David Ellsworth Photos
Page 3
Upcoming Events
Page 4
Freedom Pen Turn-A-Thon
Page 5
John Byl's Blockbuster
Page 6-9
Member's Gallery
Page 10
Around the Clubs
In the Journals
Page 11-12
Pen Challenge
Page 13
Library Update
Page 14
Treasurer's Report
Page 15
Calendar Contest Rules
Page 16
Map & Directions to Meeting

Next Meeting

May 10, 2008

9:00 AM

Harahan Senior Center
100 Elodie St

Directions & Map on
Page 11

Main Demo @ 10:00AM

FROM THE HEADSTOCK

We had a really busy meeting in April, I really think we had a little too much for one day. I managed to go through the bottom of my demo piece, which was after I blew it off the chuck. Kind of eventful, wasn't it? Attendance is at all-time highs with more than 60% of the membership showing up at the last 3

meetings. We saw some beautiful pens in the competition. As I expected, **Richard Corley** produced a winner, in fact, two winners. Richard had the open and Best-of-show pens in this challenge. **John Byl** took the third category with a

beautiful multi-media piece. Some great art. I think **Gorst** put it properly when he called Richard, "the ultimate in ultimate pen turners"
Sean Sullivan filled in for Jerry Markowitz while he was away taking care of his ailing Mon. Jerry will take calendar photos at the May meeting.
Ron D'Aunoy is still away from the lathe with more complications from his drug reaction. We hope to have

Ron back on a lathe in June. **Sean** is filling in for him for the May demonstration. That Sean, he's just about everywhere.

If you didn't catch the change, you have to sign in at the meetings and record you



Ralph Rochon – Ash & Cherry
7 1/2" x 3 1/2"

own gallery items. We also have info cards for the gallery so the photos we use can have the right info on wood, turners, etc. We've also made changes in the library, again. We had a problem with items being traded outside the program and losing track of items.

Now, to return items, you place them in a container at the greeter's desk and they get checked in by the librarian before they are available again. We went back to the cards for recording the check outs and we'll be talking to you if you have an item overdue. We'll be looking for the item and the late fee. We're developing a system for you to reserve books from the website, if you put a reserve on a book, and you're at the meet-

Headstock continued on page 14

On the Internet at: www.bayouwoodturners.com



OFFICERS

President
Eddie Castelin
eddiecastelin@cox.net
Vice President
John Byl
Captbly53@aol.com
Treasurer
Ray Hoffman
roach1no@aol.com
Secretary
Dennis Wall
dwal116@cox.net

DIRECTORS

Dave Beehler
davidcbeehler@aol.com
Joel Blazek
joelblazek@bellsouth.net
Carl Bordelon
craneman54@yahoo.com
Richard Corley
richerly@bellsouth.net
Ron D'Aunoy
rdaunoy@cox-internet.com
Brain Harrell
bharr151@bellsouth.net
Charlie Kragle
ckragle@earthlink.net
Jerry Markowitz
jerrymarko@yahoo.com
Jim Shackelford
csmp65@hotmail.com
Sean Sullivan
nanook468@aol.com
Ben Sulzer
bens3817@cox.net
Bill Toups
wwtousps@cox.net

David Ellsworth comes to New Orleans



David with his Bayou Woodturner's Cajun Roughing Gouge

Wow!! What A weekend. Over 70 Woodturners got to watch, listen, & learn as David Ellsworth turned an open bowl, a natural edge bowl, a hollow form, discussed the ins and outs of sharpening, and of style and form.



Upcoming Events



May 2008

Harahan Senior Center

Demo: Square Bowls
Mini: Vacuum Chucking



June 2008

Harahan Senior Center

Demo: Natural Edge Bowls
Mini: Air Brushing



AAW Symposium June 22-24
Richmond, Va

July 2008

Harahan Senior Center

Demo: Candlesticks
Mini: Tool Handles



Calendar
Photos

**Bowl
Challenge**

August 2008

Harahan Senior Center

Demo: Twists & Spirals



September 2008

Joel's Shop

**S.K.E.W.
IV**

October 2008

Harahan Senior Center

Demo: Lidded Jars
Mini: Finials



Calendar Contest
Voting

**Candlestick
Challenge**



Pig Roast – Oct 25

November 2008

Harahan Senior Center

Demo: Metal Spinning
Mini: Metal Inlay



Elections of Officers

December 2008

Harahan Senior Center


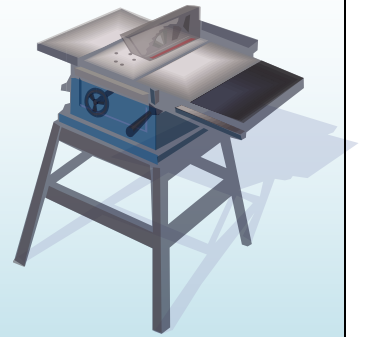
**Member's
Reward
Program**

On March 29th a number of Bayou Woodturners gather at Joel Blazek's place to turn pens for the Freedom Pen Project. A great time was had by all and nearly 400 Pens were turned and will be shipped to our men and women serving to protect our country overseas.



Attention Northshore Woodworkers

The St. Tammany Woodworkers Guild is a group of woodworkers who meet monthly to exchange information and ideas about woodworking, to answer questions or get help on woodworking problems, to display and explain recent projects, and to enjoy demonstrations by members and guests. Assembling boats for kids attending the annual Madisonville Wooden Boat Festival and birdhouses for a fire district are some of the enjoyable highlights of the activities of the Guild. Other highlights include field trips, the annual Christmas dinner and the annual Couchon de Lait. Meetings are held on the fourth Tuesday evening of every month except December, at one of the members' workshops. Dues are \$10 per year. You need not be an experienced woodworker to join. . If you'd like to attend as a guest, please contact the Secretary, Harland Johnson, at 985-845-3468 or by email at: secretary@tammanywoodworkers.com.



No Wood Raffle This Month

Blockbuster



John Byl
Blockbuster
Pecan



Member's Gallery



John Byl- Cocobolo/Pecan/Rosewood



John Byl- Acrylic



John Byl- Pecan – 7"x4"



John Byl- Lacewood/African Blackwood/
Oak Burl



John Byl- Pecan – 2"x5 1/2" – 2"x3"



Ralph Rochon -Ash/Walnut– 7 1/2"x4"



Mike Gaule –Red Malle – 5"x2"



Ralph Rochon –Mahogany – 3 ½”x2”



Richard Corley –Spalted Oak



Richard Corley –Bloodwood/Maple



Richard Corley –Whitetail Antler/30-30 Shell



Susan Roetker –Antler



Jim Shackelford –Corian



Ronnie Breaux –Cedar/Cypress



Sean Sullivan –Corian



Bobby McCarley – Oak



Dick Gahn – Spalted maple



Dick Gahn



Ron LeMaire – Oak Burl



Ron LeMaire – Walnut



Paul Burk – Persimmon



Eddie Castelin – Purpleheart



Bill Toups –maple/mahogany



Ralph Rochon –Pecan



Eddie Castelin- Maple/Bubinga- 7"



Eddie Castelin- Corian- 4"x1/2"



Eddie Castelin- Maple- 13"x7"x7"



Dick Gahn- Cedar



Eddie Castelin- Maple- 17"x7"



This month's Member's Gallery & Pen Challenge Photos brought to you by Sean Sullivan

Around the Clubs



This column provides a look into what other clubs around the country are doing; how they are organized, what their demonstrators are showing, and how they are promoting woodturning among their members and the public

Blue Ridge Woodturners

Morris Schlesinger demonstrated Threaded Lid Boxes and Hollow Forms. Morris comes from Hillsville, A where he currently lives and works. Over the years he has developed techniques for making boxes and hollow forms with threaded tops. He specializes in doing this with native woods, which are commonly found in Virginia. They tend to be much softer than the much denser and harder "exotic woods" which are commonly used to make treaded lid vessels. These softer woods tend to tear-out and lose their threads upon treading. By use of the Baxter Tread Master, and other "tricks of the trade," Morris has overcome this problem.

Chicago Woodturners Club

The Club had the following demonstrations:

Mark St. Leger: AAW demonstrator and artist from Virginia.
Michael Mocho: Teacher and artist from New Mexico.
Marilyn Campbell: Turner and sculptor from Canada.
Hans Weissflog, AAW demonstrator from Germany.

Coullee Regeon Woodturners

Jim Cox and Ken Grunke presented a demonstration on Spindle Turning. Jim discussed the use of the lathe for furniture restoration, including the history of spindles in furniture making, how to reproduce and color match spindles, and how a duplicator can save time in the process. Ken offered tips on making spindle turning easier and more efficient. Also covered will be fluting techniques using a jig and the use of a steady rest to stabilize thin spindles during the later stages of turning.

Dallas Area Woodturners

New Feature at Club Meetings: "How To" Corner

There will be some turners available before the meeting beginning at 6:15 with tools, chucks, etc. and a mini-lathe to help with basic turning "How to" Also we will have an assortment of gouges, scrapers, chucks, etc. to show and give you a chance to turn. Come with your questions and try your hand on the lathe.



IN THE JOURNALS

Bill's Mill: WT, Mar 2007, No.172, pp 71-74

Bill Care demonstrates how to make a nutmeg grinder that is both decorative and functional.

Test Report-Segmented Project Planner: WT, Mar 2007, No.172, pp 42-43

Brian Ash powers up his PC to deliver verdict on CAD software.

Carved Up: WT, Apr 2007, No.173, pp 28-33

Nick Arnull describes how to further enhance platters with carving and coloring techniques.

Offset Options: WT, Apr 2007, No.173, pp 60-64

George Young seizes the opportunity to try his hand at off-center work with a platter in sweet chestnut.

Sergeant Pepper: WT, Apr 2007, No.173, pp 71-74

Bill Care demonstrates how to make a simple peppermill to accompany his nutmeg grinder project in the March issue.

Egged On: WT, May 2007, No.174, pp 60-64

Turn an egged shaped box.

Top Secrets: WD, Summer 2007, pp60-62

When making tops for his grandson, James Duxbury, found that their little fingers could not make the small, short stemmed type tops spin at all. He designed a top of his own that is simple to make and worked really well for young children.

Hollow Form Turning Tips: WD, Summer 2007, pp36-40

Lyle Jamieson gives a variety of tips on hollow form turning

WWJ: Woodworkers Journal

WD: Woodturning Design

WT: Woodturning

AW: American Woodworker

MW: More Woodturning

W: Wood

WC: Woodcraft

AWT: American Woodturner

WTC: Woodturning Center

WW: Woodwork

FWW: Fine WoodWorking

If you have any questions, comments, turning tips, articles, photos, etc. you wish to put in the Newsletter please contact

Jerry Markowitz at:

email - jerrymarko@yahoo.com


mail - 80295 Hoot Owl Ln

Bush, LA 70431

phone (985) 886-9616



2008 Pen Challenge



Best of Show
Richard Corley
Spider Pen



Richard Corley
Open Category



John Byl
MultiMedia
Corian/Wood/Aluminum



Susan Roetker



Jim Shackelford



Austin Fitzjarrell



Ron LeMaire



Richard Corley



Bill Toups



Sean Sullivan



Ronnie Breaux



Joe Kelly



Mike Gaule

Did You Know?



Did you know that David Beehler goes through the motions of packing up the several boxes of video tapes, books and DVDs before he attends the meetings every month? He also sorts them out, catalogues them, takes reservations and manages one of the largest woodturning libraries in the nation.

David does all this so you can have access to the information you want and need to be a better, more skilled and artful woodturner. David accepted this mission without any reservations and he handles it month after month, year after year. He arranges for coverage when he can't make the meetings and he insures that everything is ready when you want to check out one of the items.

However, there is a downside to David's job. David has to explain to members why a book, tape or DVD wasn't returned, is lost or just not available. See, our library system relies on the honor of our members and sometimes that isn't the best way to go. We do charge, and often collect, late fees if you don't make arrangements to extend your loan, or just don't bring it back. But that doesn't put the book or tape in the hands of a woodturner.

David, with the help of Joel Blazek, is working on a new procedure for checking in and out library items. When you sign in at the meeting, there will be a box on the floor marked "Library Returns". This is where you deposit the items being returned. Do not hand them to another member who would like to check it out, don't hand it to David or Carl or Joel. Put it in the box.

The librarian will check it in, see if there are any outstanding holds on the item, and then make it available for loan. If a member has placed a "hold" on the item, and the member is present at the time, the item goes to that member. Otherwise, it's placed in the library for loan.

Members can place a "hold" on an item by contacting David. We are currently working on an online order form for placing a hold on items. More details as they become available.



Keith Welsh



E. J. Miller – Swamp Poplar

Headstock continued from page 1

ing, you get first shot at the book.

The blockbuster is going great; John Byl brought in the first of the year and has another due in May. Ron LeMaire and Jim Shackelford will be up for June. If you have entered the challenge, you're in until you're drawn. If you want in, fill out a card and get into the fun.

We announced that S.K.E.W. IV will be in August and we will go to Joel Blazek's shop for the program. We'll be able to have 4 or 5 programs at once and the noise won't be a factor. We can make a bigger mess at Joel's.

The Freedom Pen Project is within a handful of 400 pens at this time. Joe Kelly is handling that and pens are still coming in. I have to see the recent scores to figure out if I need to get out my mandrel and start spinning again.

Well, I'm heading out to the shop to finish up a few more pieces for the WYES Auction, Standby for Excellence.

Cap'n Eddie.

*President,
Bayou Woodturners*

Treasurer's Report

By Ray Hoffmann

Beginning Balance 4/01/08	\$1,904.28
Income:	
Dues	\$25.00
Wood Raffle	\$97.00
Smocks	\$35.00
Sealer	\$50.00
Sand paper	\$28.00
Misc	\$14.00
Bulk Order	\$62.30
Caps/Shirts	\$51.00
Glue Sales	\$141.00
Total	\$503.30
Disbursements:	
Hall Rental	\$25.00
Caps	\$388.81
Total	\$413.81
Balance - 4/30/08	\$1,993.77

Corporate Sponsors

Bayou Woodturners

R.J. Marchand
Contractors Specialties Inc.
3515 Division Street
Metairie, La
(504) 888-2922

Riverside Lumber Co.
5451 Morrison Rd.
New Orleans, LA. 70126
(504) 242-6624



1 Industrial Parkway
Ponchatoula, La
(985) 386-6079

Craft Supplies USA
www.woodturnerscatalog.com

KLINGSPOR'S
WOODWORKING SHOP
Quality Tools and Supplies for the Woodworker
1-800-228-0000
www.woodworkingshop.com

2009 Calendar Challenge

Photos for the *2009 Bayou Woodturners Turning Arts Calendar* will be taken in **May and July**. Each member can have as many as three entries (Note: an entry can consist of more than one turning and or additional props to highlight your work) photographed at any one session, however, there is a maximum of five entries allowed for the entire challenge e.g. if you have three pieces photographed in April you will be allowed only two additional pieces in July. All Pieces will be entered in one of three categories: *Beginner, Intermediate, or Advanced*. The category is decided by the entrant and is based on his or her assessment of their skill level - not on the complexity of the piece e.g. a simple bowl entered by an advanced turner must be put in the advanced category. If you feel that your skill level has increase between April and July you can be entered in multiple categories.

Two “months” will be allocated to winners of the *Beginner* category, 3 “months” to the winners of the *Intermediate* category, and 2 “months” to winners of the *Advanced* category with the final 3 “months” to be chosen by a random drawing of the remaining entries (allocation of months by category is subject to adjustment depending on the number of entries in each of the three categories). Only one winning entry per turner will go into the Calendar from this part of the Challenge, however, you can also be represented in the Calendar by winning the President’s Challenge(s) and/or the Blockbuster Challenge.

There is no limit on the size of the entered work, but if you plan on showing a piece greater than 24” x 24” please let me know so that appropriate photographic arrangements can be made.

A form will be available at each photo shoot and **must** be filled out for each entry (Name, Category –Beginner/Intermediate/Advanced, Type of Wood(s), Size, and Title (optional)).

Winners of the Pen, Bowl and Candle 2008 President’s Challenges will get a “month” montage page.


Blockbuster entries from *January 2008* through *July 2007* will be entered into the Calendar Challenge with the winner getting a “month” (entries from August 2008 through December 2008 will be entered into the 2010 Calendar contest).

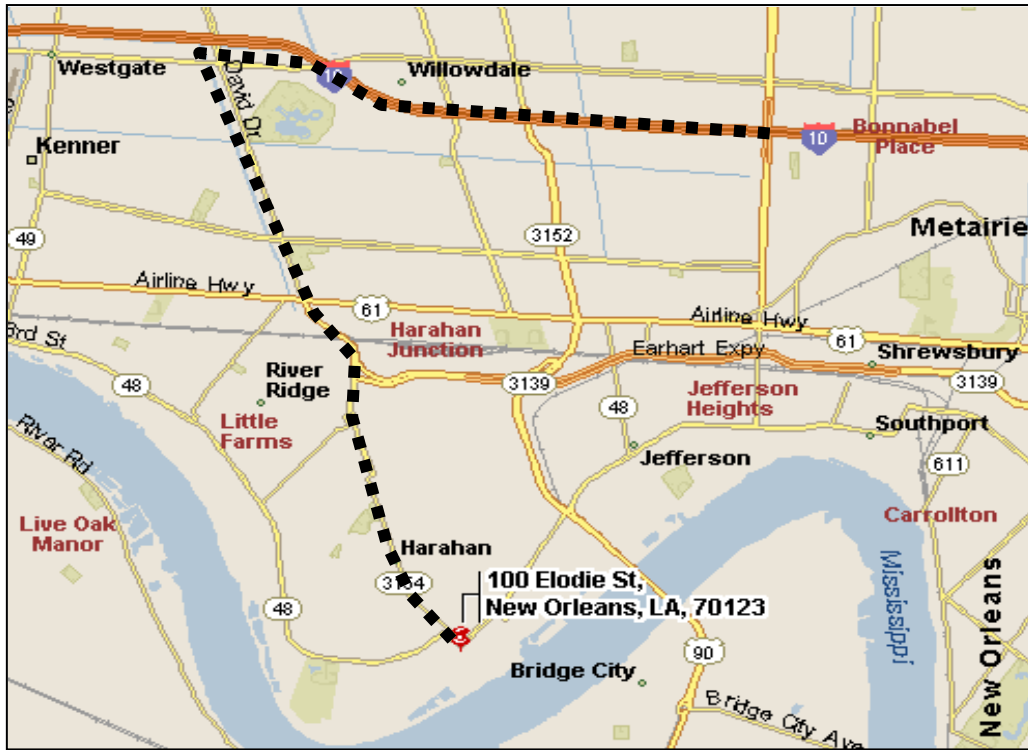
Judging of the Calendar entries photos will be held at the *October 2007* meeting with Calendars being available for purchase at the November meeting.

Jerry Markowitz

Ph: (985) 886-9616

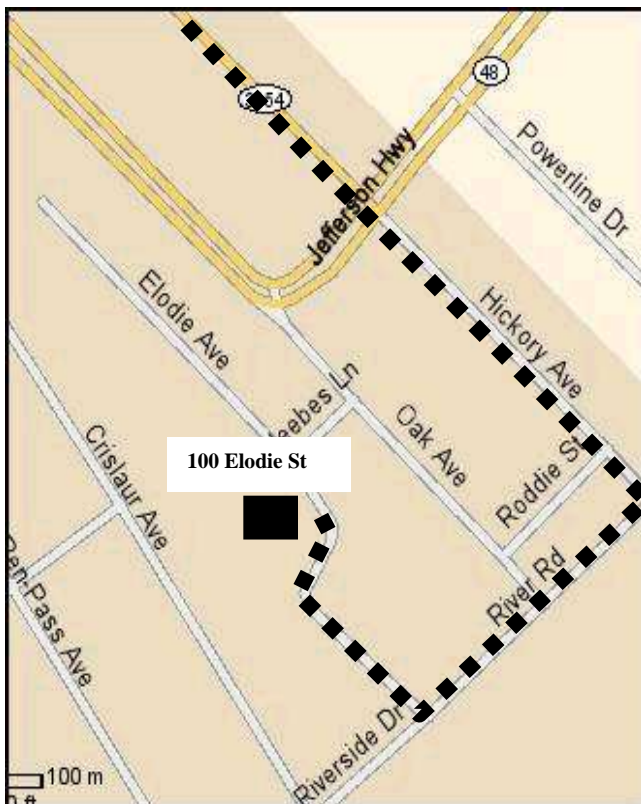
Email: jerrymarko@yahoo.com





Directions to Meeting

From New Orleans take I-10 heading west to Veterans Blvd. Turn left onto Veterans and go to David Drive. If you don't see the K-Mart on the corner, you turned the wrong way. Turn left on David Dr. Go South for about 2 1/4 mile. You will cross Airline Hwy and go over a bridge where David Drive turns into Dickory Ave. Be careful not to speed in these areas, police are everywhere! You will pass Dock Av. at the light on your right. Dickory Ave. is only a mile long and at the end, you will first turn right on Gardner then left onto Hickory Ave. Stay on Hickory for two miles. After you cross Jefferson Hwy. at River Road turn right and go two blocks. Turn right on to Elodie Ave. You're just about there! As you go up Elodie about 100 yards, you will see a red brick building. Round the curve and turn left into the Parking lot marked "Enter."



The Bayou Skew
The Bayou Woodturners'
Newsletter




*Received 1 Mem-
bers' Reward Point
for each Pen that
you turn and give to
the Freedom Pen
Project !!!!*




Some of the many pens the Bayou Woodturners have donated to the Freedom Pen Project

