


# The Bayou Skew

August 2008

Newsletter of the Bayou Woodturners

Vol. 10 / No.8



## Table of Contents

Page 1  
*From the Headstock*  
Page 2  
*News&Notes*  
Page 3  
*Upcoming Events*  
Page 4  
*Eddie Castelin – Candlesticks*  
*Demo Photos*  
Page 5  
*SKEW IV News*  
Page 6  
*Member's Reward update*  
Page 7  
*Upcoming Challenge Notice*  
*Treasurer's Report*  
Page 8-12  
*Bowl Challenge Photos*  
Page 13  
*Around the Clubs*  
*In the Journals*  
Page 14-16  
*Library Inventory*  
Page 17  
*Sponsors*  
Page 18  
*Map & Directions to Meeting*

## Next Meeting

### *TWISTS & SPIRALS*

August 9, 2008

9:00 AM

Harahan Senior Center  
100 Elodie St

Directions & Map on  
Page 11

Main Demo @ 10:00AM

## FROM THE HEADSTOCK

The demos keep rolling along. This past month **John Byl** turned a tool handle, even adding a plumbing nut as a Ferrell. For a second I thought he had looked in my tool bag, because what he turned is exactly what I use on one of my Ellsworth gouges.

I like making tool handles for great tools. Makes them easier to find in that clutter of a tool table I use. Great tools deserve great handles, that's the way it should be.

I started the spindle

season with a simple candlestick. The pattern is available on the front page of the website. The challenge was established. Complete details are on the same page as the patterns. If you want cups, they have to be ordered by the next meeting because they come from Israel and I need to get the order in early enough to receive them for

the challenge in for October.

**Richard Corley** is handling S.K.E.W IV and he will have more information in this newsletter. Cost this year is only \$10.00 and that covers your



*Richard Corley*

lunch. This will be a good day because we're doing demos which we could only attempt in a real shop. **Joel Blazek** is loaning us his shop for the day, which makes all this possible.

I've heard from **Joe**

“**Hound Dog**” **Kelly** that the freedom pen program is up to 1,000 pens at this time. We're trying to work out having a turn-a-thon the first Saturday of November, the Saturday before Veterans Day. The Bayou Woodturners will have to fund the cost of the pens and I'm trying to find a sponsor for that part of the pro-

*Headstock continued on page 17*

On the Internet at: [www.bayouwoodturners.com](http://www.bayouwoodturners.com)



#### OFFICERS

President  
*Eddie Castelin*  
[eddiecastelin@cox.net](mailto:eddiecastelin@cox.net)  
Vice President  
*John Byl*  
[Captbly53@aol.com](mailto:Captbly53@aol.com)  
Treasurer  
*Ray Hoffman*  
[roach1no@aol.com](mailto:roach1no@aol.com)  
Secretary  
*Dennis Wall*  
[dwal116@cox.net](mailto:dwal116@cox.net)

#### DIRECTORS

*Dave Beehler*  
[davidcbeehler@aol.com](mailto:davidcbeehler@aol.com)  
*Joel Blazek*  
[joelblazek@bellsouth.net](mailto:joelblazek@bellsouth.net)  
*Carl Bordelon*  
[craneman54@yahoo.com](mailto:craneman54@yahoo.com)  
*Richard Corley*  
[richerly@bellsouth.net](mailto:richerly@bellsouth.net)  
*Ron D'Aunoy*  
[rdaunoy@cox-internet.com](mailto:rdaunoy@cox-internet.com)  
*Brain Harrell*  
[bharr151@bellsouth.net](mailto:bharr151@bellsouth.net)  
*Charlie Kragle*  
[ckragle@earthlink.net](mailto:ckragle@earthlink.net)  
*Jerry Markowitz*  
[jerrymarko@yahoo.com](mailto:jerrymarko@yahoo.com)  
*Jim Shackelford*  
[csmp65@hotmail.com](mailto:csmp65@hotmail.com)  
*Sean Sullivan*  
[nanook468@aol.com](mailto:nanook468@aol.com)  
*Ben Sulzer*  
[bens3817@cox.net](mailto:bens3817@cox.net)  
*Bill Toups*  
[wwtousps@cox.net](mailto:wwtousps@cox.net)



## Library Changes

**THE LIBRARY IS A GREAT RESOURCE FOR ALL CLUB MEMBERS. WHEN YOU CHECK OUT A BOOK OR VIDEO PLEASE MAKE EVERY EFFORT TO RETURN IT AT THE NEXT MEETING.**

**IF YOU CHECK OUT AN ITEM, IT IS DUE BACK IN 30 DAYS. IF YOU CANNOT GET IT BACK, MAIL IT TO DAVID BEEHLER. LATE FEE IS NOW \$2.00 PER MONTH. AFTER 60 DAYS. WE FREEZE YOUR MEMBER'S REWARDS POINTS AND START DEDUCTING 25 POINTS PER MONTH UNTIL THE ITEM IS RETURNED.**

**SEE PAGES 13-15 FOR THE LATEST LISTING OF ALL THE GREAT BOOKS AND VIDEOS IN THE LIBRARY**

### ANNUAL WOOD- TURNERS PICNIC - OCTOBER 25, 2008

Mark your calendars and tune up your Belt Sander. Top Prizes for sander drag racing will total 100 Member's Reward Points !!!

There will be a special Challenge – Wearable Woodturning Art – Pins, Earrings, Broaches, Necklaces, Bracelets, etc. There will also be an auction of the art benefiting the Member's Reward Program.

And don't forget Pit Master Dick Gahn (with help from Julia) will be providing the Cochon du lait.







**Help Wanted** – Members wanted for set-up assistants and to assist directors in their duties. We are trying to insure that all positions are covered at each meeting. If you want to be part of the team that makes things happen in and about the club, contact a director today and see how you can become the team that “makes it happen”.



# Upcoming Events



August 2008	September 2008	October 2008
<p>Harahan Senior Center</p> <p>Demo: Twists &amp; Spirals</p> 	<p>Joel's Blazek's Shop</p> <p>S.K.E.W. IV</p>	<p>Harahan Senior Center</p> <p>Demo: Lidded Jars Mini: Finials</p> <p>Calendar Contest Voting</p> <p>Candlestick Challenge</p> <p>Pig Roast – Oct 25</p> 
November 2008	December 2008	January 2009
<p>Harahan Senior Center</p> <p>Demo: Metal Spinning Mini: Metal Inlay</p>  <p>Elections of Officers</p>	<p>Harahan Senior Center</p> <p>Member's Reward Program</p>	<p>Harahan Senior Center</p> <p>TBA</p>
February 2009	March 2009	March 2009
 <p>Bayou Woodturners turn 10 !!!</p>	<p>TBA</p>	<p>TBA</p>

July Demonstration:



## Eddie Castelin Turns a Candlestick



**There is no excuse now not to participate in the next President's Challenge set for October –Candlesticks. Eddie showed you how – now it is your turn. Check out [www.bayouwoodturners.com](http://www.bayouwoodturners.com) for details on the Challenge.**



# S.K.E.W. IV

September 14th, 2008



Eddie Castelin –  
Turning a hat on a OneWay.



Jerry Markowitz –  
Photographing your work.



Keith Welsh–  
Metal Working & Building Your own  
forge.

And much, much more

**S.K.E.W. IV is just around the corner. We have a great line up of demonstrations that cannot be held at the Harahan Senior Center. This event will take the place of our regular meeting for September and be held at Joel Blazek's place in Bush, LA. The address is 101 Affirmed Ct., Bush, LA 70431. Map and directions will be in the next Newsletter. The price is \$10.00 for this event and covers the cost of drinks, snacks and lunch. Contact *Richard Corley* via e-mail ([richcrly@bellsouth.net](mailto:richcrly@bellsouth.net) or phone: work number 504-525-7137, cell number 601-590-2554 if you plan to attend so he can start getting a head count. Payment can be made by check or cash at the next meeting. This is looking to be a great event, I hope you will attend.**

There is still plenty of time to accumulate your Member's Reward Points - so to paraphrase – Ask not what the Club can do for you, but what you can do for the Club. See below for the all ways to get you Reward Points and help make the Club even better.

## **The Bayou Woodturners' Member's Reward Program**

*In 2008 members can earn reward points for attendance, participation and involvement.*

Attendance to meetings --- **5 points**

Participation in the monthly gallery program (no repeat pieces) is **3 points each piece**. Maximum 15 points per meeting. (limited to pieces created within the preceding month.)

Participation in President's Challenges --- **5 points per piece (Max 3)**

Winning a President's Challenge --- **15 points per category**

Management of club sponsored promotions --- **25 points**

Recruiting a new member --- **10 points**

Recruiting an old member (pre 2006) --- **10 points**

Hosting a mini-Demonstration --- **15 Points**

Hosting a main Demonstration --- **25 points**

Camera assistant for demos --- **10 points**

Authoring an article for the Newsletter --- **10 points**

Full Demo at S.K.E.W. --- **25 points**

Authoring an article for the website --- **10 point**

In September we will solicit a "wish list" of tools, gadgets, tapes, etc. from the membership and, after careful consideration, make a major buy from Craft Supplies. The purchased wish list will be presented at the December meeting as a silent auction. A minimum of 35 items will be available for auction. Members will bid on items using their earned points. The items will be presented in a silent auction format with items being "sold" in random order. Members cannot use other member's points or combine points to bid on items unless the other member is present. The highest bid will take the item.

If you do not have enough points to bid on what you want, you can supplement your points with \$\$\$\$\$, one dollar per point. When you check out at the end of the auction, if you do not have enough points to collect your winnings, you will have to make up the balance with \$\$\$\$\$. If you do not claim an item, it will go to the next highest bidder for the highest bid price and so on.


# Fall Challenges, The Details.

This fall we have a few challenges to compete in, both at meetings and at the picnic. Here are the details:

The **Candlestick Challenge** – this is a spindle turning challenge for the entire club. It will be voted on at the October General Meeting. The challenge is to turn a candlestick, or pair, or group of candlesticks. It is very much open to what you want to do. The special challenge is to turn a candlestick to use one or two of the Eli Avise-ra candle cups. (as shown at the July meeting, Craft Supplies item #432-3100) BWT will provide two cups for you. If you don't enter challenge, you owe the BWT \$10.00. Any kind, any shape, etc.



At the picnic we have a few special deals for everyone. First, the all-out **belt sander drag races**. Bring what you race, but be prepared to go home in second place. But that is just brute force, no art there.



The next challenge is the **coffee mug open challenge**. This is where we will provide you with a coffee cup liner and the instructions, you provide the mug. It's an open challenge with the three regular spots, open, multi-media, best of show. There will be an ornamental division if we get enough entries.

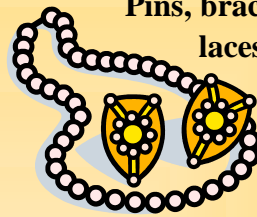


The Bayou Woodturners will provide the liner

and cap for all who wish to enter. But if you don't provide the entry, you must pay us \$10.00 for the liner.

Then there is the **"wearable Art" challenge**.

Pins, bracelets, earrings, necklaces, pendants, rings, etc. and even more etc. Any wearable art will qualify. This is a selling challenge and the club collects 20% of what the pieces sell for. This is geared to give the visiting spouses something to see and feel at our picnic.



Gear up and enter the challenge of your choice, or all of them. –*Eddie Castelin*

**PS: Challenge entries earn Member's Reward points!!!**

## Treasurer's Report

By Ray Hoffmann

Beginning Balance 7/01/08	\$3,240.38
Income:	
Sand Paper	\$97.00
Library Late Fee	\$2.00
Glue Sales	\$106.00
Total	\$205.00
Disbursements:	
Mug Challenge	\$69.60
Sand Paper	\$139.50
Hall Rental	\$50.00
Equipment/Parts	\$226.12
Misc Supplies	\$84.66
Total	\$569.88
Balance -7/31/07	\$1,250.17

# Bowl Challenge



*Best of Show*

*Gorst Duplessis*





*Andy Leonard*



*O.B. Lacoste*



*Sean Sullivan*





*Eddie Castelin*



*Paul Burk*



*Dick Gahn*



*John Byl*



*Jim Shackelford*



*John Byl*



*Jim Shackelford*



*Richard Corley*



*O.B. Lacoste*



*Richard Corley*



*Eddie Castelin*



*O.B. Lacoste*



*John Byl*



*Ron LeMaire*



*Ron LeMaire*



*Paul Robin*



*Sean Sullivan*



*Ralph Rochon*

# Around the Clubs



This column provides a look into what other clubs around the country are doing; how they are organized, what their demonstrators are showing, and how they are promoting woodturning among their members and the public

## Bay Area Woodturners

### President's Challenge

The Club's challenge will be a closed form that is sometimes called a hollow vessel. The only specification for this project is that each entry be turn from solid core plywood such as Baltic Birch. Sometimes the word 'Baltic' is substituted with Russian, Finland, and sometimes Craft Plywood. All these names have one thing in common and that is many more plies than the regular plywood. The standard thicknesses and plies are: 1/8" 3ply, 1/4" 5ply, 3/8" 7ply, 1/2 9ply, 5/8" 11ply, and 3/4" 13ply.

## Beaver State Woodturners

The Club's challenge is to bring in your own tip or homemade gizmo that you use, and share it with the rest of the club.

## Calgary Woodturners

At the last meeting, the Club was entertained by demonstrations of several inventions contributed by members: Don James, Kevin Welch and Jim Osenton. The topic was fluting and some inexpensive ways to make a device or jig to control the fluting instrument, be it a router or dremel..

## Capitol Area Woodturners

Judy Ditmer will be the Club's guest Demonstrator. She will show how to make wooden jewelry, working with small pieces, and design inspiration.

## Chicago Woodturners

Fred Gscheidle will demonstrate how to make the basket illusion vessels. As a student of David Nittman, Fred has learned his art through careful analysis and practice. While David Nittman works with native southwestern designs, Fred's projects are inspired by patterns from the Zulu tribe of South Africa



**Creative Carving – Part Two:** WT, June 2007, No.175, pp 16-21

Nick Arnall shows you how to use the tools and techniques to enhance your work with carving.

**23 inch Diameter Monkey Puzzle Bowl:** MW, June 2007, Vol 5 pp8

**Making Threads in Wood:** MW, June 2007, Vol 5 pp16

**Why Not Use a Metal Lathe?:** MW, June 2007, Vol 5 pp19

**Making a Pinecone Vase:** MW, June 2007, Vol 5 pp28

**The TABOO Subject -Woodturning with GLOVES:** MW, June 2007, Vol 5 pp30

**Turning A rolling Pin:** WW, Aug 2007, Issue 106, pp55-58  
Mark Sfirri turns a single-piece wood rolling pin

**Show Your Colors:** AWT, Spring 2007, Vol 22, No.1 pp30-35  
Learn the techniques Michael Allison uses to shake up ash and other ordinary turning stock by air-brushing dyes and acrylics.

**Sanding Shortcuts form the Pros:** AWT, Spring 2007, Vol 22, No.1 pp61-65

Want some sanding secrets and time-savers from studio artists?

---

WWJ: Woodworkers Journal    WD: Woodturning Design  
WT: Woodturning            AW: American Woodworker  
MW: More Woodturning    W: Wood  
WC: Woodcraft              AWT: American Woodturner  
WTC: Woodturning Center    WW: Woodwork  
FWW: Fine WoodWorking

If you have any questions, comments, turning tips, articles, photos, etc. you wish to put in the Newsletter please contact

Jerry Markowitz at:

email - [jerrymarko@yahoo.com](mailto:jerrymarko@yahoo.com)  
mail - 80295 Hoot Owl Ln  
Bush, LA 70431  
phone (985) 886-9616



## Library Books & Videos

Below is a listing of the current books and videos that are available in the Bayou Woodturners Library.

Item #	Author	Title
1	Boase, Tony	Woodturning Master Class
2	Bowen, Hilary	Decorative Techniques
3	Bowen, Hilary	Woodturning Jewelry
4	Browwn, Emmett E. & Cyril	Polychromatic Assembly For Woodturning
5	Chapman, Robert Christensen, Kip & Burningham,	Woodturning, A Fresh Approach
6	Rex	Turning Pens & Pencils
38	Denning, Anthony	Woodcarving Techniques
7	Ditmer, Judy	Turning Wooden Jewelry
8	Duginske, Mark Flynn, James H. & Holder, Charles	Bandsaw Handbook
9	D.	A Guide To Useful Woods Of The World
10	Hack, Garrett	The Handplane Book
11	Hoadley, Bruce R.	Identifying Wood
12	Hoadley, Bruce R.	Understanding Wood
13	Hopper, Ray	Multi-Centre Woodturning
14	Hunnux, John	Woodturning, A Source Book Of Shapes (copy #1)
15	Hunnux, John	Woodturning: A Source Book Of Shapes (copy #2)
16	Key, Ray	The Woodturners Workbook
17	Key, Ray	Woodturning With Ray Key
18	Larsen, Ray	Toolmaking For Woodworkers
19	Leier, Peters, & Wallace	Contemporary Turned Wood
20	Lincoln, William A.	World Of Woods In Color
21	Nagyszalanczy, Sandor	Wood Dust Control
22	Nish, Dale L.	Artistic Woodturning
39	Nish, Dale L.	Beneath the Bark
23	Nish, Dale L.	Creative Woodturning
24	O'Donnell, Michael	Turning Green Wood
25	Peters, Rick	Woodworker's Guide To Wood
26	Raffan, Richard	Turned-Bowl Design
27	Raffan, Richard	Turning Bowls with Richard Raffan
28	Raffan, Richard	Turning Wood with Richard Raffan
29	Rowley, Keith	Woodturning, A Foundation Course
30	Sing, Dick	Projects For The Mini Lathe
31	Sing, Dick	Turning Ornaments & Eggs
32	Smith, William	Segmented Wood Turning
33	Spielman, Patrick	The Art Of The Lathe
47	Title Entry	1993 World Turning Conference

Item #	Author	Title
42	Title Entry	Inspirations in contemporary Turned Objects
46	Title Entry	Lathe-Turned Objects
34	Title Entry	Selected Wood Turning Projects
55	Title Entry	The Art of Wood Turning
37	Title Entry	The Golden Ratio
35	Title Entry	Useful Woodturning Projects
56	Title Entry	Wood Now
36	Title Entry	Woodturning
43	Title Entry	Woodturning in North America
41	Woodturning Center	Cabinets of Curiosities
45	Woodturning Center	Curator's Focus- Turning in Context
40	Woodturning Center	International Turning Exchange 1995-2005
44	Woodturning Center	Lathe-Turned Objects
50	Woodturning Center	Turning Points - Summer 2003 Vol. 16
48	Woodturning Center	Turning Points - Summer 2005 Vol. 17
49	Woodturning Center	Turning Points - Summer 2005 Vol. 17
51	Woodturning Center	Turning Points - Winter 2006 Vol. 18
53	Woodturning Center	Turning Points Fall 2005 Vol. 18
54	Woodturning Center	Turning Points Fall 2005 Vol. 18
52	Woodturning Center	Turning Points Winter 2006 Vol. 18
58	Bowers, Bill	10 Easy Turning Projects for the Smaller Lathe
59	Bowers, Bill	7 Great Turning Projects for the Smaller Lathe

## Videos/DVDs

Item #	Author	Title
V1	AAW	2002 AAW National Symposium - Instant Gallery & Critique
V2	AAW	2002 AAW National Symposium - Techniques Video Volume One
V3	AAW	2002 AAW National Symposium - Techniques Video Volume Two
V4	AAW	2003 AAW National Symposium - Instant Gallery & Critique
V40	AAW	2003 AAW National Symposium - Techniques Video Volume One
V41	AAW	2003 AAW National Symposium - Techniques Video Volume Two
V5	AAW	Instant Gallery From The 1995 AAW Symposium
V6	AAW	Instant Gallery From The 1996 AAW Symposium
V7	AAW	Scenes From The 1994 AAW Symposium
V8	AAW	Techniques From The 1995 AAW Symposium
V9	AAW	Techniques From The 1996 AAW Symposium
V10	AAW	The AAW: Who We Are, What We Offer (copy #2)
V11	AAW	The AAW: Who We Are, What We Offer (copy #1)
V12	BWT	Bayou Woodturners: August-September 2001
V13	Catton, AL	Simplified Fluting With Al Catton
V14	Conover, Ernie	Turning For Furniture With Ernie Conover
V15	Ellsworth, David	"Tips For Turners" Hollow Turning, Video #3
V16	Hurt, Russ	An Introduction To Bowl Turning With Russ Hurt

V17	Jewitt, Jeff	French Polish With Jeff Jewitt
V18	Key, Ray	Turned Boxes, The Basic Box
V19	Klein, Bonnie	Turned Bowls And Other Projects
V42	Klein, Bonnie	Turned Boxes With Threaded Lids
	Klein, Jordan, Johnston,	
V20	Lacer	Fundamentals of Sharpening
V21	Lacer, Alan	The Skew Chisel With Alan Lacer, The Dark Side, The Sweet Side
V22	LaCoste, O.B.	O.B. Lacoste Demo And Interview
V23	Mortimer, Stuart	Wet Turning With A Difference
V24	O'Donnell, Michael	Turning Green Wood
V25	Raffan, Richard	A Basic Bowl On The Lathe With Richard Raffan
V26	Raffan, Richard	Turning A Box With A Fitted Lid With Richard Raffan
V27	Raffan, Richard	Turning Boxes With Richard Raffan
V28	Raffan, Richard	Turning Projects With Richard Raffan
V29	Raffan, Richard	Turning Wood with Richard Raffan (copy #1)
V30	Raffan, Richard	Turning Wood with Richard Raffan (copy #2)
V31	Saunders, Jan	Coloring Wood With Jan Saunders
V32	Stott, Chris	Inlaid And Novelty Boxes
V33	Stott, Chris	Natural Edges and Hollow Forms
V34	Stubbs, Del	Bowl Turning With Del Stubbs
V35	Title Entry	Pyrographics - Video Training Series
V36	White, Dennis	Boxes, Goblets And Screw Threads
V37	White, Dennis	Classic Profiles
V38	White, Dennis	Turning Between Centers The Basics
V39	White, Dennis	Twist And Advanced Turning



## John Byl - Does a Mini-Demo on Making Your Own Tool Handles



*Headstock continued from page 1*

gram. I'd appreciate any input you may have. We need about \$300 to make this work.

**David Beehler** reports that there are still some outstanding items from the library. David would like to get things cleared up before he leaves. David is moving to the snow country later this fall. We're going to miss him as a member, librarian and especially as a friend. We've added three new club-based videos to the library. There are several copies each of DVDs on making the Celtic Know, Turning the Candlestick and the Glued up Eli Avisera block. Others are coming and will be added as well. If you know of a subject we should cover, let me know.

**Johnny Green** is adopting the wood sealer program and will order a drum in the near future. We'll stock it in the trailer and sell it at the meetings. You'll have to bring in a suitable container for the trade.

Next Month **Jerry Markowitz** owns the show with both the mini and main demo on twist and spiraling. I know I'll tape this one for the library.

I'm heading out to the shop; I've got candlesticks, mugs, jewelry, Frisbees to turn – Standby for Excellence –

*Cap'n Eddie.*

*President,  
Bayou Woodturners*



**Big Wood Raffle  
at the  
August Meeting !!!  
Bring Your logs**

## Corporate Sponsors Bayou Woodturners

---

**R.J. Marchand  
Contractors Specialties Inc.  
3515 Division Street  
Metairie, La  
(504) 888-2922**

---

**Riverside Lumber Co.  
5451 Morrison Rd.  
New Orleans, LA. 70126  
(504) 242-6624**



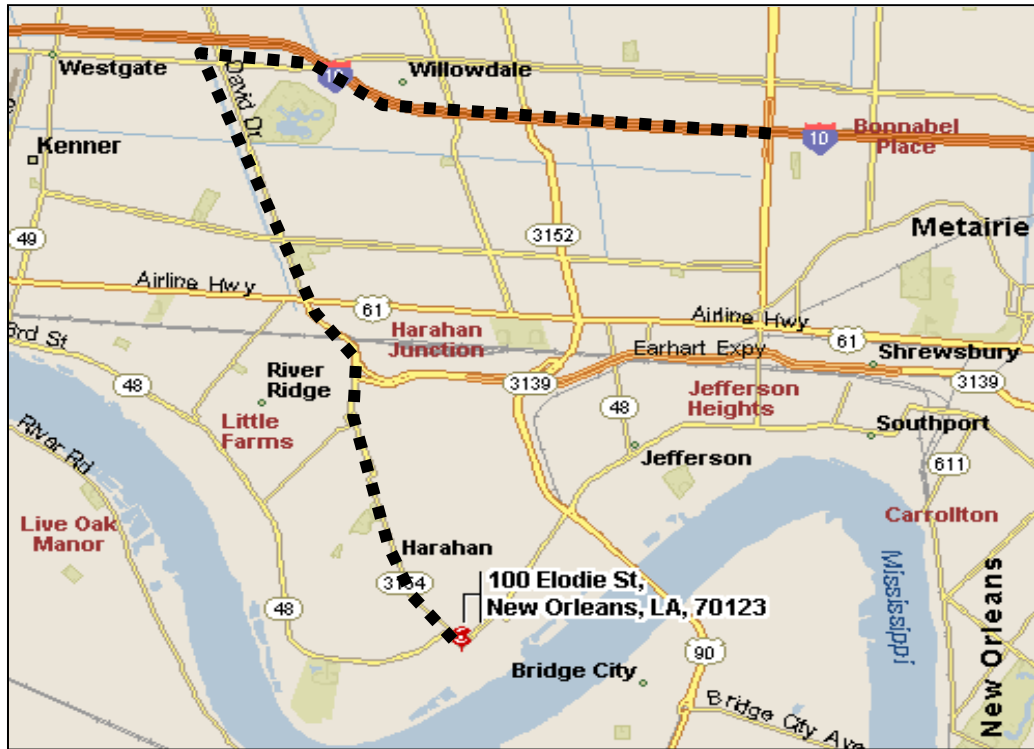
**1 Industrial  
Parkway  
Ponchatoula,  
La  
(985) 386-6079**

---

**Craft Supplies USA  
[www.woodturnerscatalog.com](http://www.woodturnerscatalog.com)**

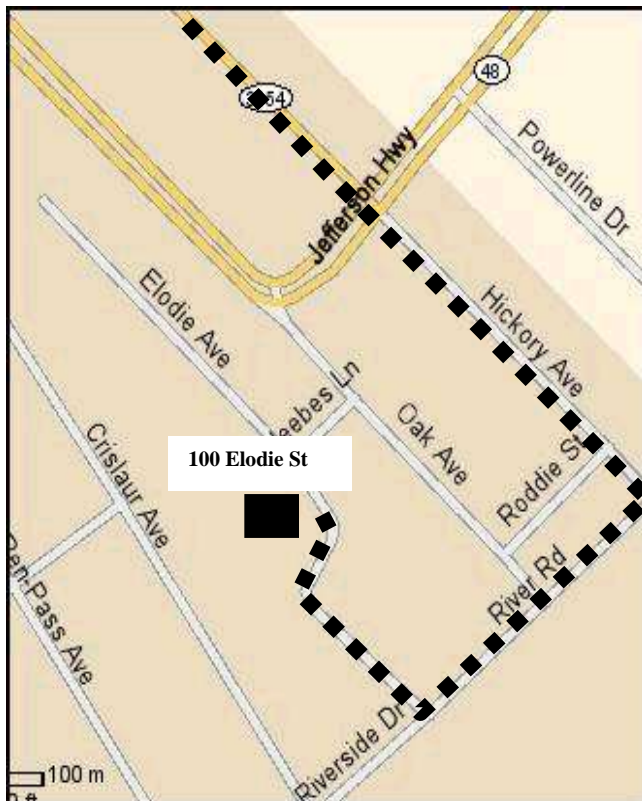
---

**KLINGSPOR'S  
WOODWORKING SHOP**  
*Quality Tools and Supplies for the Woodworker*  
**1-800-228-0000  
[www.woodworkingshop.com](http://www.woodworkingshop.com)**



### Directions to Meeting

From New Orleans take I-10 heading west to Veterans Blvd. Turn left onto Veterans and go to David Drive. If you don't see the K-Mart on the corner, you turned the wrong way. Turn left on David Dr. Go South for about 2 1/4 mile. You will cross Airline Hwy and go over a bridge where David Drive turns into Dickory Ave. Be careful not to speed in these areas, police are everywhere! You will pass Dock Av. at the light on your right. Dickory Ave. is only a mile long and at the end, you will first turn right on Gardner then left onto Hickory Ave. Stay on Hickory for two miles. After you cross Jefferson Hwy. at River Road turn right and go two blocks. Turn right on to Elodie Ave. You're just about there! As you go up Elodie about 100 yards, you will see a red brick building. Round the curve and turn left into the Parking lot marked "Enter."



***The Bayou Skew***  
***The Bayou Woodturners'***  
***Newsletter***



---

---

***BWT Swap Shop is Back !!!***

**Want to BUY-SELL-TRADE tools, wood equipment, etc. Send Eddie Castelin an email ([eddiecastelin@cox.net](mailto:eddiecastelin@cox.net)) and advertise it on the Bayou Woodturners Website.**